

SPARE PARTS CATALOGUE

200 Duke IN



All information contained in this manual is based on the latest product information at the time of publication. Bajaj Auto Limited accepts no liability for any inaccuracies or omissions in this publication, although every possible care has been taken to make it as complete and accurate as possible. All procedures and specifications subject to change without prior notice. The right is reserved to make such changes at any time without prior notice and without incurring an obligation to make such changes to product manufactured previously. Contact authorized KTM Dealer for the latest information on product improvements incorporated after this manual was issued.

DOC. NO.: 71111446

REV. 00 JAN. 12

We have pleasure in presenting the Spare Parts Catalogue for '**KTM 200 DUKE**' Models. This catalogue has been specially designed to assist you in selecting the correct parts for procurement to maintain 100% availability.

The KTM spares are subjected to the stringent quality control standards to ensure longer life of the vehicle. It is therefore necessary that only the Genuine KTM Spares are used.

In a continual effort to improve Performance and Efficiency of the vehicles, Specifications, Diagrams, Illustrations and Part Numbers can change without notice. Consequently, the description in this Spare Parts Catalogue cannot therefore be final and binding on us.

The modifications / alterations which are carried out after the issue of this catalogue, will be conveyed to you through our Service Circulars. You are requested to make necessary corrections in the Parts Catalogue as per the circulars so as to keep your catalogue up-to-date. This will ensure the appropriate and speedy delivery of the Spare Parts as the order placed will bear the latest part numbers.

In case, if you need any technical assistance contact the concerned Regional Office or write to us on the following address :

Service Department - KTM
Bajaj Auto Limited
Akurdi, Pune 411 035 India

INDEX

1. How to Read the Catalogue : Open the catalogue and from the pictorial index locate the group in which the part you want to find is present. Turn over to the concerned page number (as given by pictorial index). Now find out the figure of the part you wish to order. Write down the part number against that particular figure number from the text.

In case, if you have the part number and you need the other details, the part index can be used. The part index (at the end of the catalogue) will give you the figure and page number of the part you wish to order.

2. How to Order Spare Parts : The part number and the description of the part required should be invariably mentioned in the order as per the catalogue text.

The latest part number as conveyed through our service circulars should only appear on the order. In case of ordering painted components, colour shade of the components should be mentioned.

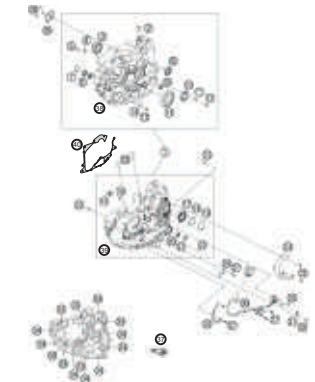

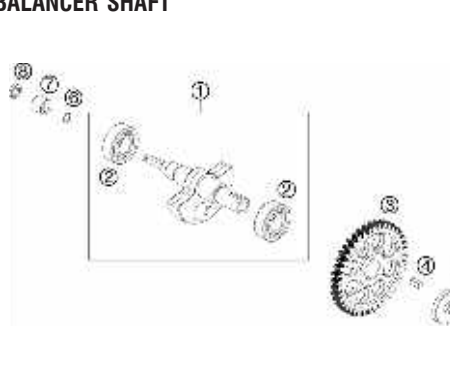
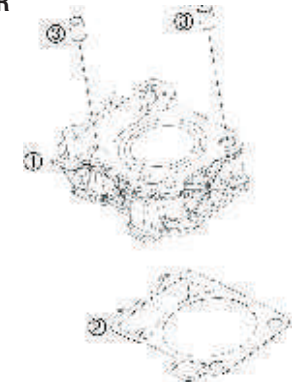
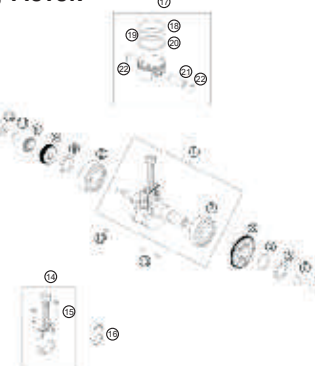
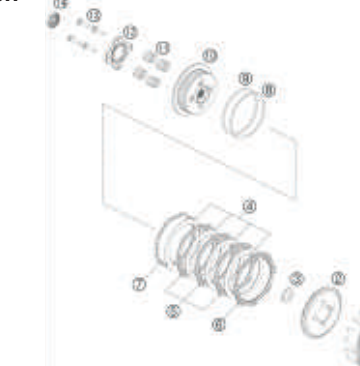


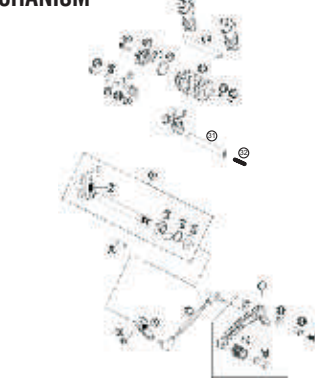
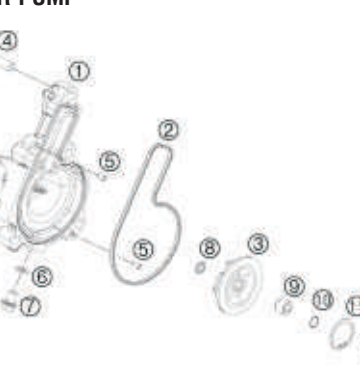
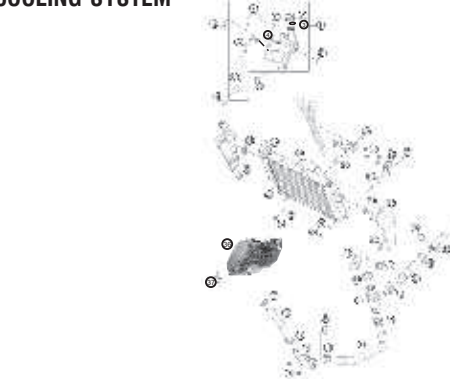

The quantity shown against the part number is the quantity per vehicle for that group so that particular quantity should be multiplied by the number of sets required.

3. Part Number System: We have used 8 digit system for part numbers. The model or hardware item is indicated by first two digits or alphanumeric, the next two or four digits indicate main group and the last four or two digits indicate serial number in main group or serial number or subgroup of fastener respectively. Thus the part numbers will be indicated by 2-2-4 or 2-4-2 digit system. Understanding this system will enable you to identify the spare parts easily.

4. Abbreviations : The following abbreviations are used in this catalogue.

assly.	Assembly	V	Volts
N.I.	Not illustrated	W	Watts
C'case	Crankcase	accl.	Accelerator
Cyl	Cylinder	Comp.	Complete
o/s.	Over size	Fr	Front
Std.	Standard	L	Length
A/t.	Alternate	Rr	Rear
R.H.	Right hand	Hex.	Hexagonal
L.H.	Left hand	AR	As required

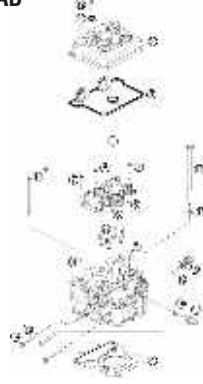
No.	Description	Page No.
1	Engine Case	1
2	Clutch Cover	2
3	Balancer Shaft	3
4	Cylinder	4
5	Crankshaft, Piston	5
6	Clutch	6
7	Transmission Main Shaft	7
8	Transmission Counter Shaft	8
9	Shifting Mechanism	9
10	Water Pump	10
11	Cooling System	11
12	Valve Drive	12
13	Timing Drive	13
14	Cylinder Head	14
15	Lubrication System	15
16	Ignition System	16
17	Electric Starter	17
18	Throttle Body	18
19	Front Fork	19
20	Handle Bar Conreols	20
21	Frame	21
22	Side / Center Stand	22
23	Shock Absorber	23
24	Swing Arm	24
25	Exhaust System	25
26	Air Filter	26
27	Tank, Seat Cover	27
28	Fuel Pump	28
29	Mask, Fender	29
30	Decal	30
31	Front Wheel	31
32	Rear Wheel	32
33	Wiring Harness	33
34	Brake System - Front	34
35	Brake System - Rear	35
36	Lighting System	36
37	Instrument Lock System	37
38	Tool Kit	38
39	Leg Guard, Saree Guard	39
40	Part Index	40

<p>ENGINE CASE</p> 	<p>CLUTCH COVER</p> 	<p>BALANCER SHAFT</p> 	<p>CYLINDER</p> 
<p>CRANKSHAFT, PISTON</p> 	<p>CLUTCH</p> 	<p>TRANSMISSION I - MAIN SHAFT</p> 	<p>TRANSMISSION II - COUNTERSHAFT</p> 
<p>SHIFTING MECHANISM</p> 	<p>WATER PUMP</p> 	<p>COOLING SYSTEM</p> 	<p>VALVE DRIVE</p> 


TIMING DRIVE



CYLINDER HEAD



LUBRICATING SYSTEM



IGNITION SYSTEM



ELECTRIC STARTER



THROTTLE BODY



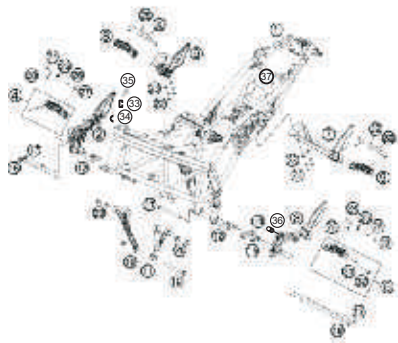
FRONT FORK, TRIPLE CLAMP



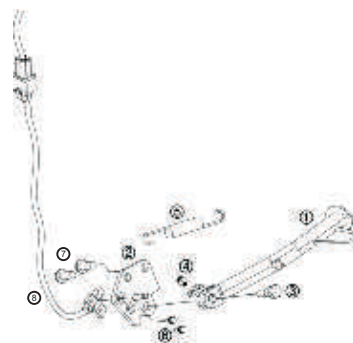
HANDLE BAR CONTROLS



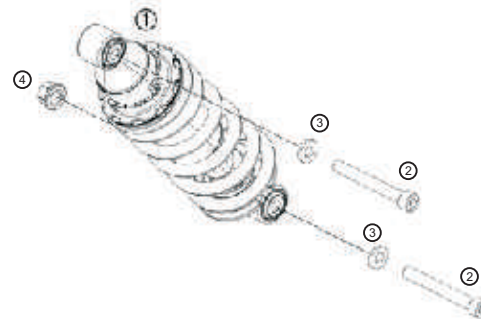
FRAME



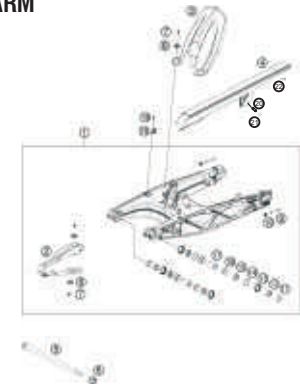
SIDE / CENTER STAND



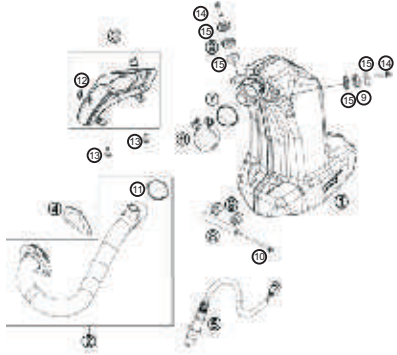
SHOCK ABSORBER



SWING ARM



EXHAUST SYSTEM



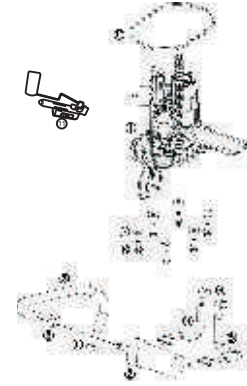
AIR FILTER



TANK, SEAT COVER



FUEL PUMP



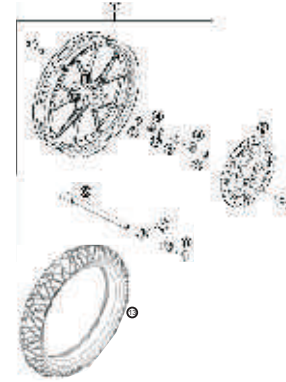
MASK FENDERS




DECAL



FRONT WHEEL



REAR WHEEL



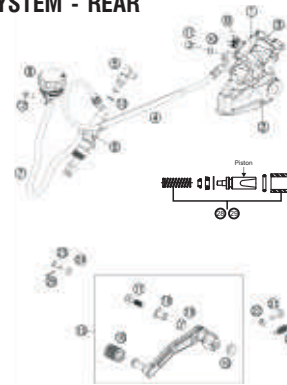
WIRING HARNESS



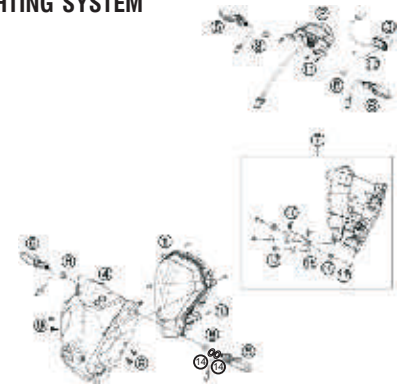
BRAKE SYSTEM - FRONT



BRAKE SYSTEM - REAR



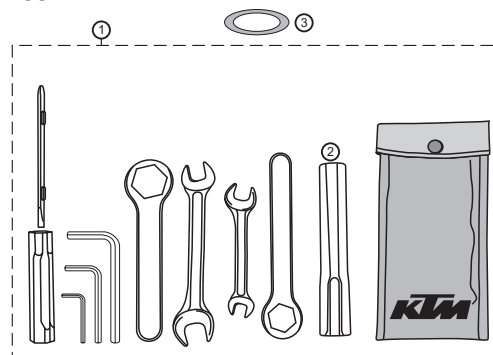
LIGHTING SYSTEM



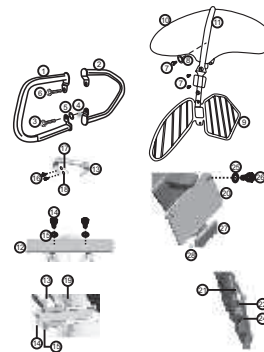
INSTRUMENT LOCK SYSTEM



TOOL KIT

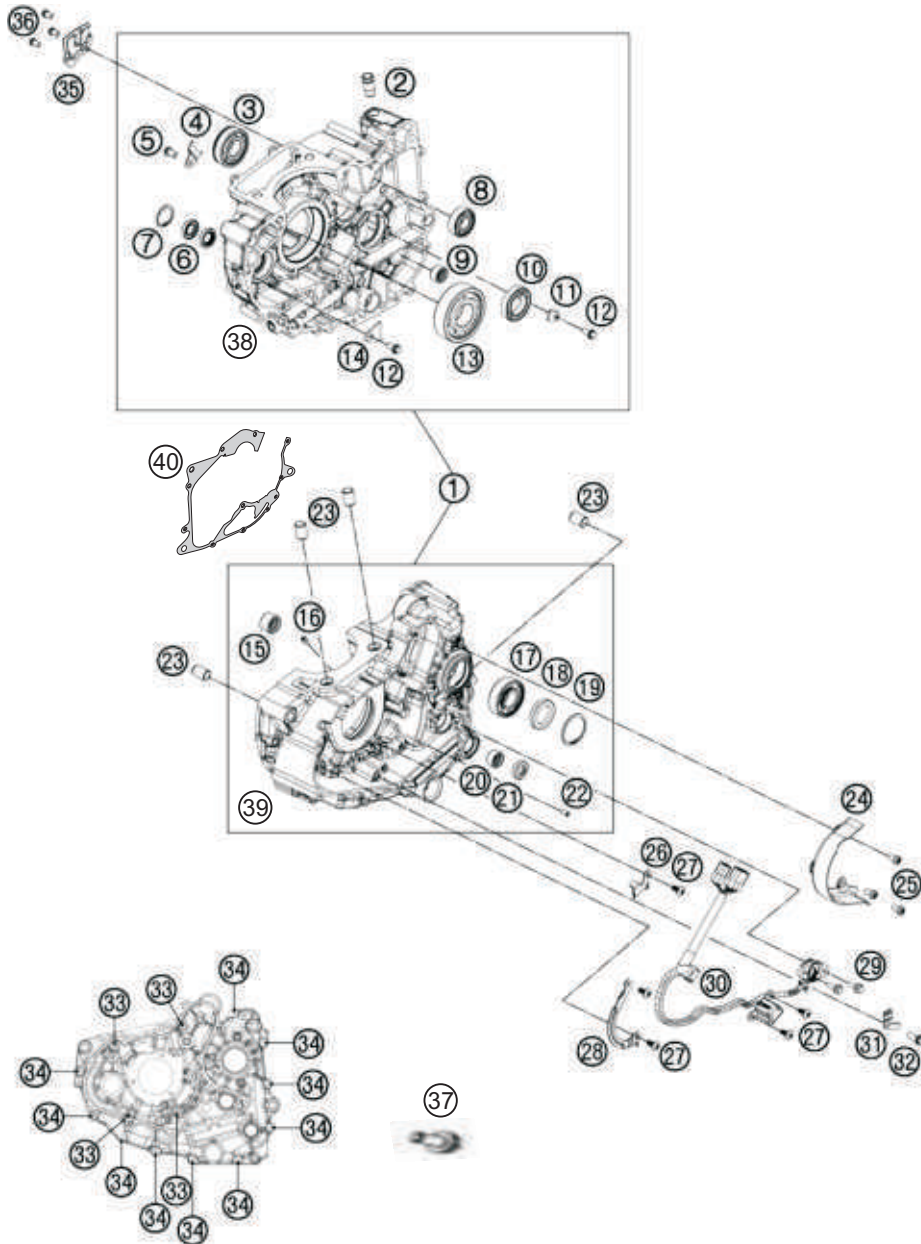


LEG GUARD, SAREE GUARD



ENGINE CASE

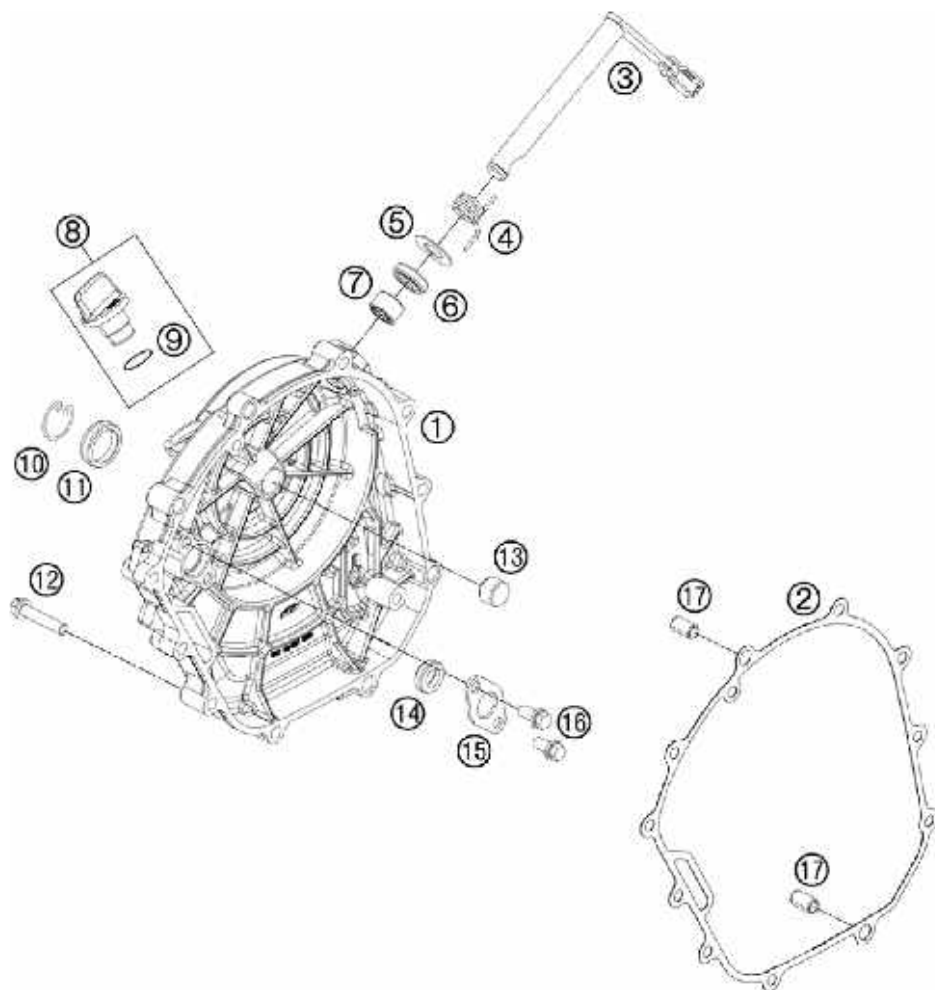
200 DUKE



No.	Part No.	Description	Qty
1	36 JG00 01	ENGINE CASE CPL. (CRANKCASE ASSLY.)	1
2	JG 5410 61	VENTILATION CONNECTOR (BREATHER PIPE)	1
3	59 2000 28	GROOVED BALL BEARING 6204	1
4	JG 5410 45	LOCK WASHER F. BEARING DRIVE (BEARING STOPPER)	1
5	39 0746 01	FLAT HEAD SCREW M6X12 PH	1
6	JG 6010 07	SHAFT SEALING RING 12X24X5,5 (Oil Seal)	2
7	LE B000 01	CIRCLIP 25X1,2	1
8	39 2602 20	BALL BEARING 15X35X11	1
9	39 2562 20	NEEDLE ROLLER BEARING HK1312	1
10	39 2601 20	BALL BEARING 25X42X9	1
11	JG 5410 59	LOCK WASHER (STOPPER BEARING DRUM)	1
12	DH 1013 83	FLANGED BOLT 6X12	2
13	39 1931 20	BALL BEARING 63/2/8 HN3CNP	1
14	JG 5410 46	LOCK WASHER F. BEARING AGW	1
15	JG 5410 15	NEEDLE BEARING HK1514RS 15X21X14	1
16	JG 5410 21	OIL JET	1
17	59 2000 06	BALL BEARING 6204-Z/HN3	1
18	DG 1014 56	SHAFT SEAL RING 25X37X6 (Oil Seal)	1
19	KE BA37 15	CIRCLIP 37X1,5	1
20	39 2562 20	NEEDLE ROLLER BEARING HK1312	1
21	39 1043 19	SEAL RING 13X22X5,5	1
22	JG 5410 20	OIL JET	1
23	39 2181 06	DOWEL D14	4
24	JG 5410 58	CHAIN GUARD	1
25	KB BG06 12	FLAT HEAD SCREW M6X12 PH	3
26	JG 5410 44	CABLE SUPPORT BRACKET LOWER	1
27	DH 1013 81	FLAT HEAD SCREW M5X1 SS	5
28	JG 5410 63	CABLE SUPPORT BRACKET UPPER	1
29	39 1773 04	HH-COLLAR SCREW M5X16 WS8	2
30	JG 3510 02	GEAR POSITION SENSOR + PULSING COIL	1
31	JG 5410 43	BRACKET F. FREE WHEEL GEAR	1
32	39 1672 04	HH-COLLAR SCREW M6X16 WS8	1
33	LA D000 81	HH COLLAR SCREW M6X60 SW10	4
34	KA DQ06 40	HH COLLAR SCREW M6X40 SW10	10
35	JG 5410 49	VENTILATION BRACKET (BREATHER PLATE)	1
36	LB B000 06	PAN CROSS SCREW M5X 10 PH	3
37	JU 2312 03	SPECIAL BOLT FOR RH LEG GUARD	1
38	JG 5410 11	CRANKCASE LH	1
39	JU 5410 01	CRANKCASE RH	1
40	JG 5410 41	CRANKCASE GASKET	1

CLUTCH COVER

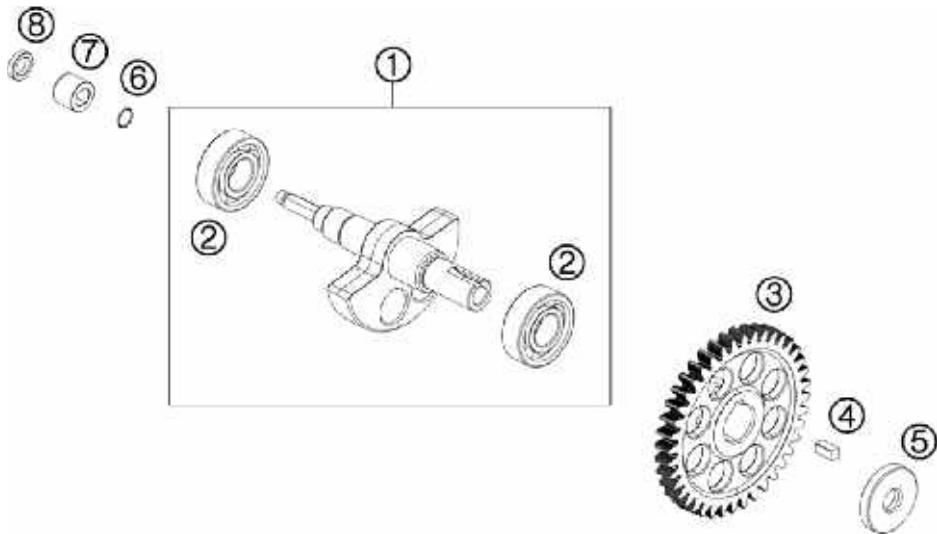
200 DUKE



No.	Part No.	Description	Qty
1	JG 5412 20	CLUTCH COVER	1
2	JG 5412 21	GASKET CLUTCH COVER	1
3	JG 5510 15	SHAFT CLUTCH ACTIVATION CPL.	1
4	JG 5510 17	SPRING F. RELEASE LEVER	1
5	LD B000 20	WASHER 12,5X24X0,8MM	1
6	39 1041 19	OIL SEAL RING	1
7	39 1990 20	NEEDLE BEARING	1
8	JG 5412 30	OIL PLUG (CAP OIL FILLING)	1
9	39 1537 21	O-RING 13,8X2,4	1
10	DS 1012 15	WIRE CIRCLIP 28X1,5	1
11	DG 1014 18	OIL LEVEL GLASS	1
12	KA DQ06 30	HH COLLAR SCREW M6X30 SW10	11
13	JU 5514 01	PUSH ROD	1
14	39 1046 19	OIL SEAL RING	1
15	JG 5412 31	COVER PLATE	1
16	DH 1013 83	FLANGED BOLT 6X12	2
17	39 0999 06	PIN DOWEL 8X6,4X14MM	2

BALANCER SHAFT

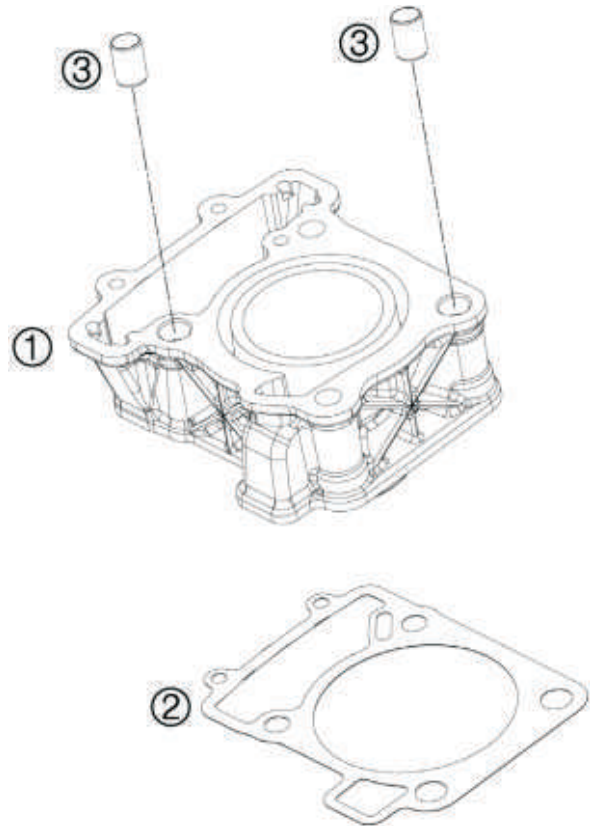
200 DUKE



No.	Part No.	Description	Qty
1	JU 5312 04	BALANCER SHAFT CPL.	1
2	JG 5312 20	BALL BEARING 6202	2
3	JG 5312 07	DRIVE WHEEL BALANCER SHAFT	1
4	DS 1011 54	CLUTCH HUB DRIVE WHEEL BAL. SHAFT (KEY)	1
5	DH 1010 48	WASHER 8,2X26X4,5 (SPECIAL WASHER)	1
6	JG 5312 12	O-RING 7X0,75	1
7	JG 5312 11	BUSHING	1
8	JG 5312 15	SPACER SHIM	1

CYLINDER

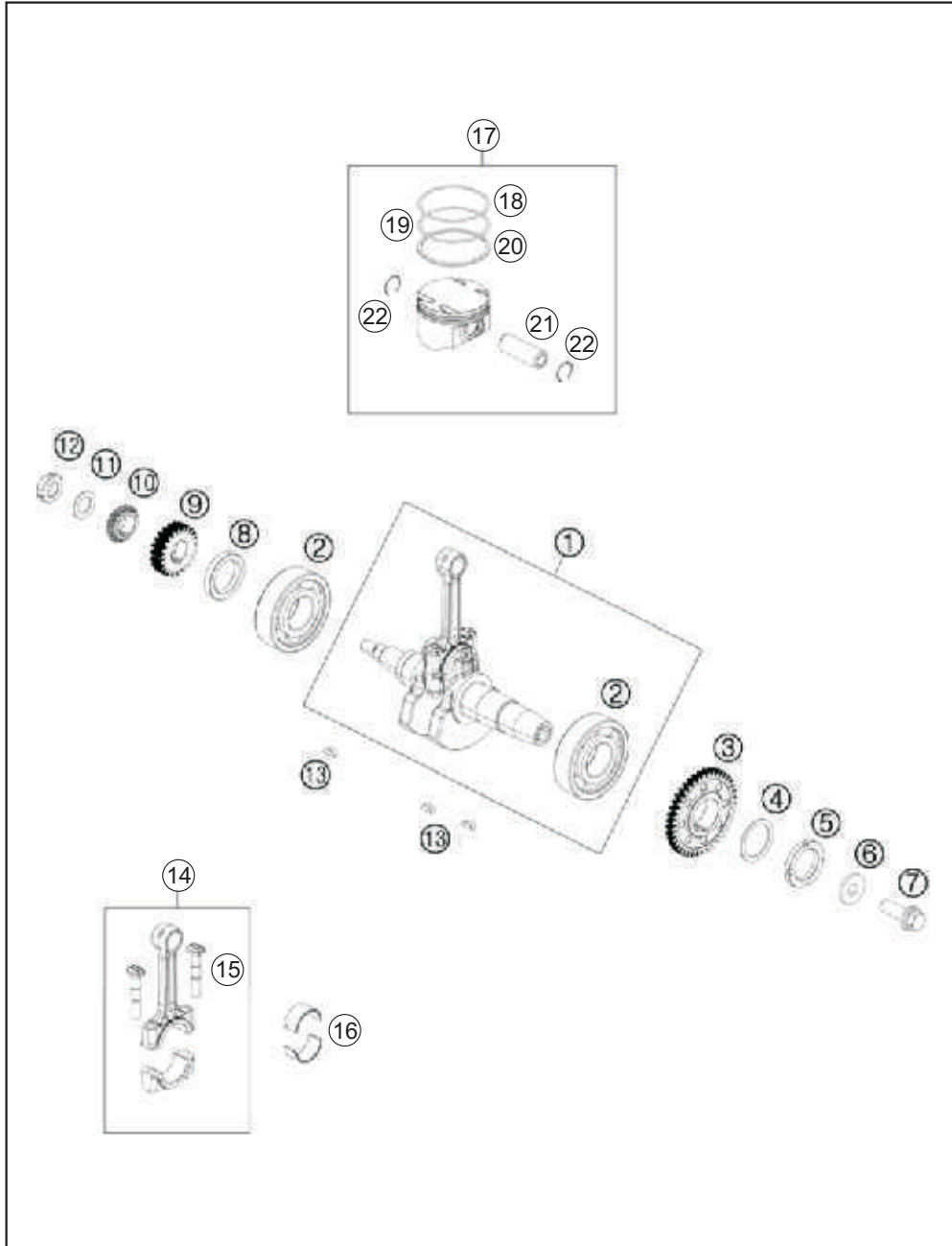
200 DUKE



No.	Part No.	Description	Qty
1	JU 5210 05	CYLINDER CPL.	1
2	JG 5210 08	CYLINDER BASE GASKET	1
3	39 2181 06	DOWEL D14	2

CRANKSHAFT PISTON

200 DUKE

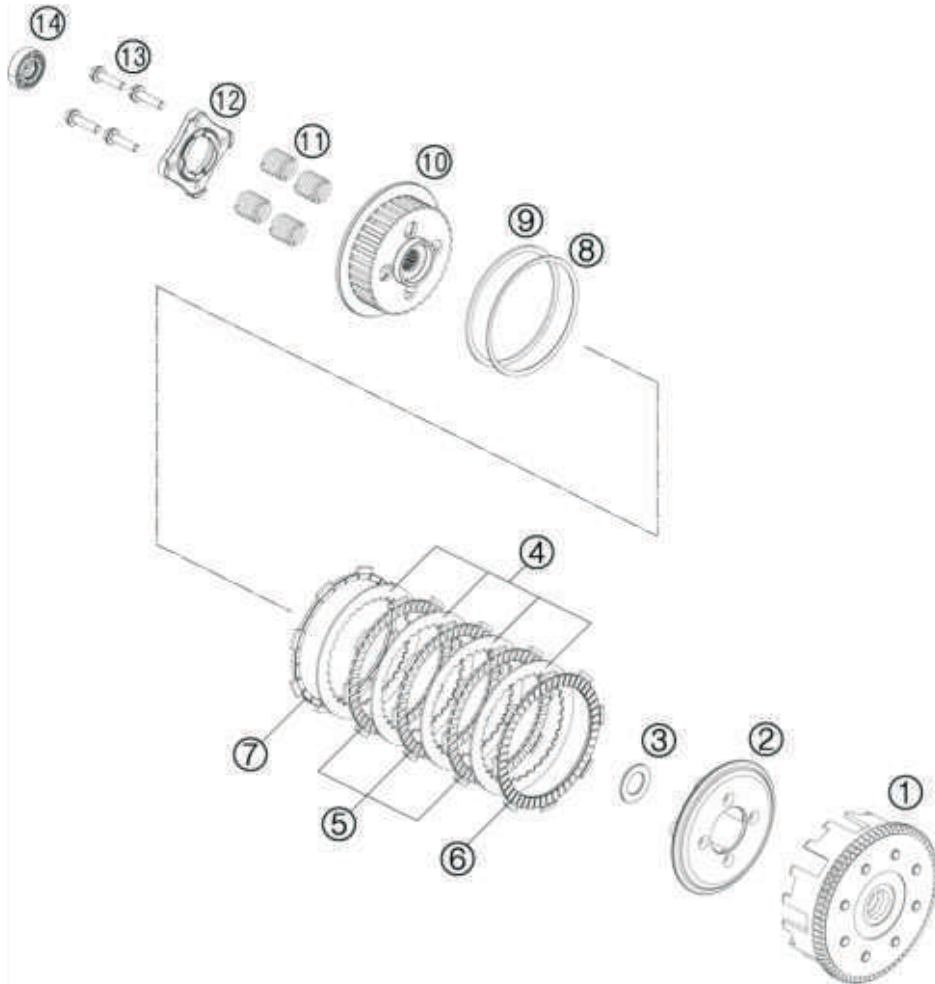


No.	Part No.	Description	Qty
1	JU 5310 27	CRANKSHAFT CPL.	1
2	39 1931 20	BALL BEARING 63/2/8 HN3CNP	2
3	JG 5310 41	BALANCER DRIVE GEAR	1
4	JG 5310 39	BELLEVILLE SPRING	1
5	JG 5310 40	NUT FOR BALANCER DRIVE GEAR	1
6	39 2165 11	WASHER	1
7	DH 1013 96	FLANGED BOLT M10X1,25X30	1
8	JG 5310 31	SPACER SHIM	1
9	JG 5512 16	PRIMARY GEAR 22T.	1
10	JG 5310 27	TIMING GEAR 17 T. (SPROCKET CRANKCASE)	1
11	39 2200 11	WASHER PRIMARY DRIVE GEAR	1
12	DH 1016 48	SLOTTED NUT M14X1 H=7	1
13	31 1011 73	WOODRUFF KEY 4X5X13	3
14	JF 5310 07	CONNECTING ROD CPL.	1
15	JF 5310 14	CONNECTING-ROD BOLT	2
17	JL 5212 00	PISTON CPL.	1
18	JU 5212 06	PISTON RING TOP	1
19	JU 5212 07	PISTON RING MIDDLE	1
20	JU 5212 08	OIL SCRAPER RING	1
21	JU 5212 10	PISTON PIN	1
22	39 2132 17	CIRCLIP	2
23	36 JU00 01	PISTON RING KIT (INCLUDING 18,19 & 20)	1
16		SPLIT BEARING BUSH	2

Crankshaft Marking	Connecting road bush marking	
	1	2
A.	Green 36 JU00 04	None 36 JU00 05
B.	None 36 JU00 05	Blue 36 JU00 06

CLUTCH

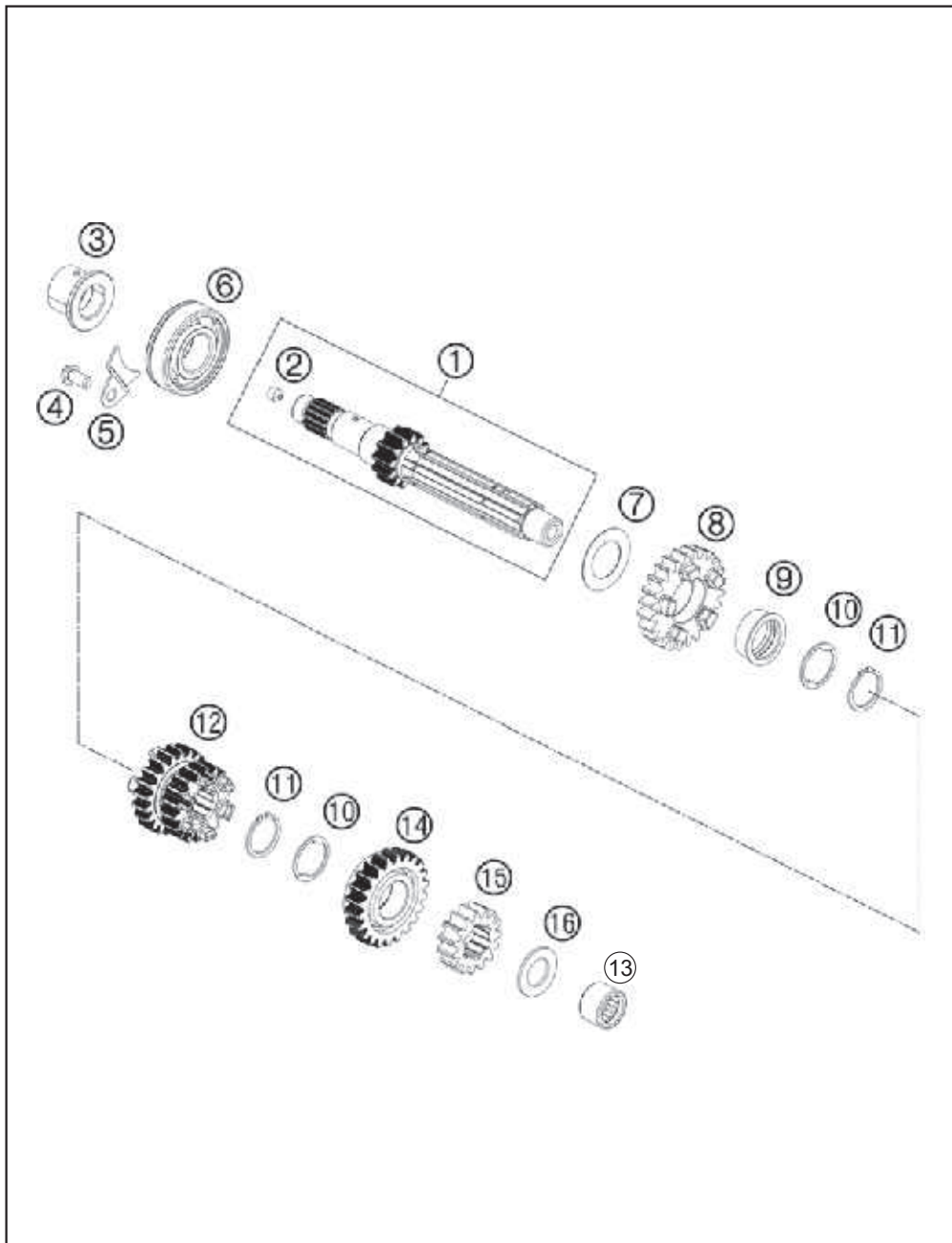
200 DUKE



No.	Part No.	Description	Qty
1	JU 5514 05	OUTER CLUTCH HUB CPL.	1
2	JG 5514 49	PRESSURE CAP	1
3	JG 5514 28	STOP DISK	1
4	JG 5514 47	INTERMEDIATE DISC (PRESSURE PLATE)	5
5	JG 5514 48	LINING DISK (FRICTION PLATE)	4
6	JG 5514 55	LINING DISK INSIDE (FRICTION PLATE A)	1
7	DP 1011 09	LINING DISK TURNED OFF (FRICTION PLATE B)	1
8	DP 1011 14	BELLEVILLE SPRING	1
9	DP 1012 43	SUPPORT RING (JUDDER)	1
10	JU 5514 06	INNER CLUTCH HUB	1
11	JU 5514 02	CLUTCH SPRING	4
12	JG 5514 43	PRESSURE PLATE (CLUTCH HOLDER)	1
13	JG 5514 51	COLLAR SCREW 6X25	4
14	JG 5514 23	CLUTCH LIFTER BEARING	1
15	36 JU00 02	FRICTION PLATE KIT KTM 200 (INCLUDING 5,6,7)	1

TRANSMISSION I - MAIN SHAFT (INPUT SHAFT)

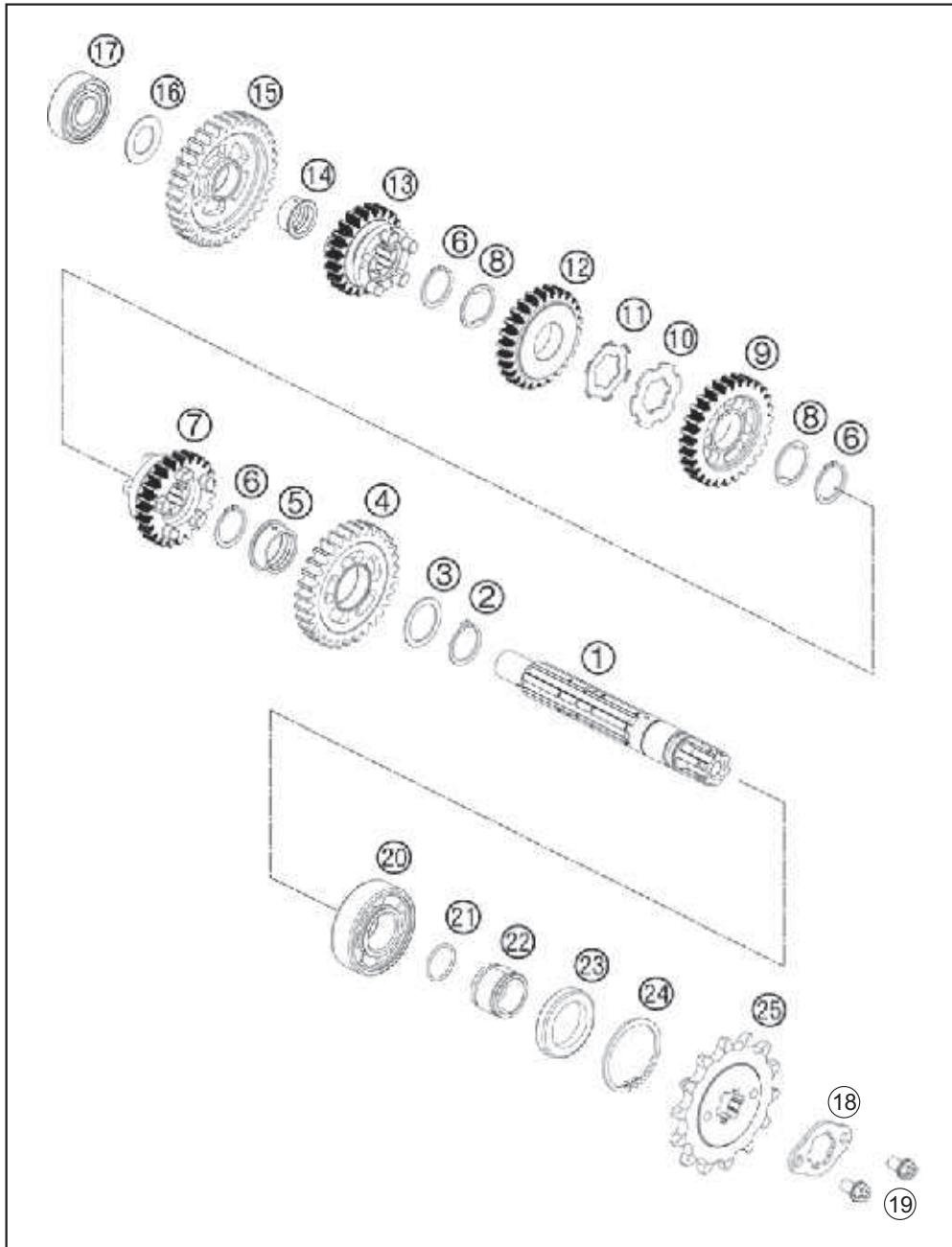
200 DUKE



No.	Part No.	Description	Qty
1	JG 5510 27	MAIN SHAFT CPL. (INPUT SHAFT)	1
2	DK 1014 36	JET MAIN SHAFT	1
3	JG 5514 27	COLLAR BUSHING MAIN SHAFT	1
4	39 0746 01	FLAT HEAD SCREW M6X12 PH	1
5	JG 5410 45	LOCK WASHER F. BEARING DRIVE	1
6	59 2000 28	GROOVED BALL BEARING 6204	1
7	39 2158 11	WASHER 20X33X0,5	1
8	JG 5512 13	DRIVE WHEEL 6. GEAR	1
9	JG 5510 13	BUSHING	1
10	JG 5510 20	SHIM WASHER	2
11	BF 5510 37	CIRCLIP 20X1,2	2
12	JG 5512 14	DRIVE WHEEL 3. GEAR	1
13	JG 5410 15	NEEDLE BEARING HK1514R S 15X21X14	1
14	JG 5512 20	DRIVE WHEEL 5. GEAR	1
15	JG 5512 27	DRIVE WHEEL 2. GEAR	1
16	JG 5510 22	WASHER 15X26X1,5	1

TRANSMISSION II - COUNTER SHAFT (OUTPUT SHAFT)

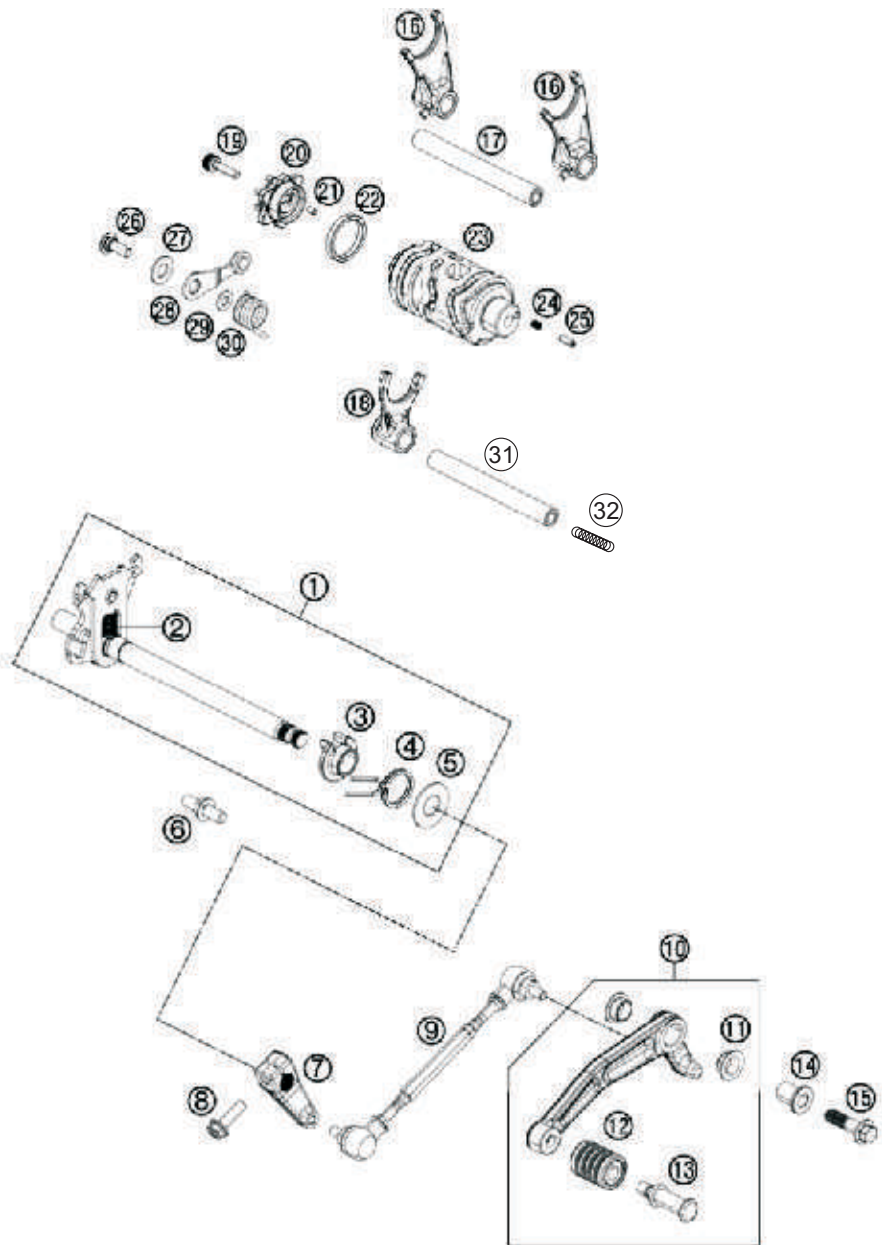
200 DUKE



No.	Part No.	Description	Qty
1	JG 5510 25	COUNTER SHAFT CPL. (OUTPUT SHAFT)	1
2	DH 1012 35	CIRCLIP 20X1,2	1
3	DH 1013 36	WASHER 20,2X27X1	1
4	JG 5512 28	COUNTER WHEEL 2. GEAR	1
5	JG 5510 13	BUSHING	1
6	BF 5510 37	CIRCLIP 20X1,2	3
7	JG 5512 22	COUNTER WHEEL 5. GEAR	1
8	JG 5512 20	SHIM WASHER	2
9	JG 5512 23	COUNTER WHEEL 3. GEAR	1
10	JG 5510 21	THRUST WASHER	1
11	JG 5510 20	LOCK WASHER	1
12	JG 5512 15	COUNTER WHEEL 4. GEAR	1
13	JG 5512 24	COUNTER WHEEL 6. GEAR	1
14	JG 5510 00	BUSHING	1
15	JG 5512 25	COUNTER WHEEL 1. GEAR	1
16	39 2159 11	PLAIN WASHER	1
17	39 2602 20	BALL BEARING 15X35X11	1
18	JG 5510 19	BRACKET SPROCKET	1
19	LA E000 17	HH COLLAR SCREW M6X 10 WS10	2
20	59 2000 06	BALL BEARING 6204-Z/HN3	1
21	DK 1013 52	O-RING 17,5X1,5	1
22	JG 5510 10	BUSHING SPROCKET	1
23	DG 1014 56	SHAFT SEAL RING 25X37X6	1
24	KE BA37 15	CIRCLIP 37X1,5	1
25	DV 1010 48	SPROCKET 14T.	1

SHIFTING MECHANISM

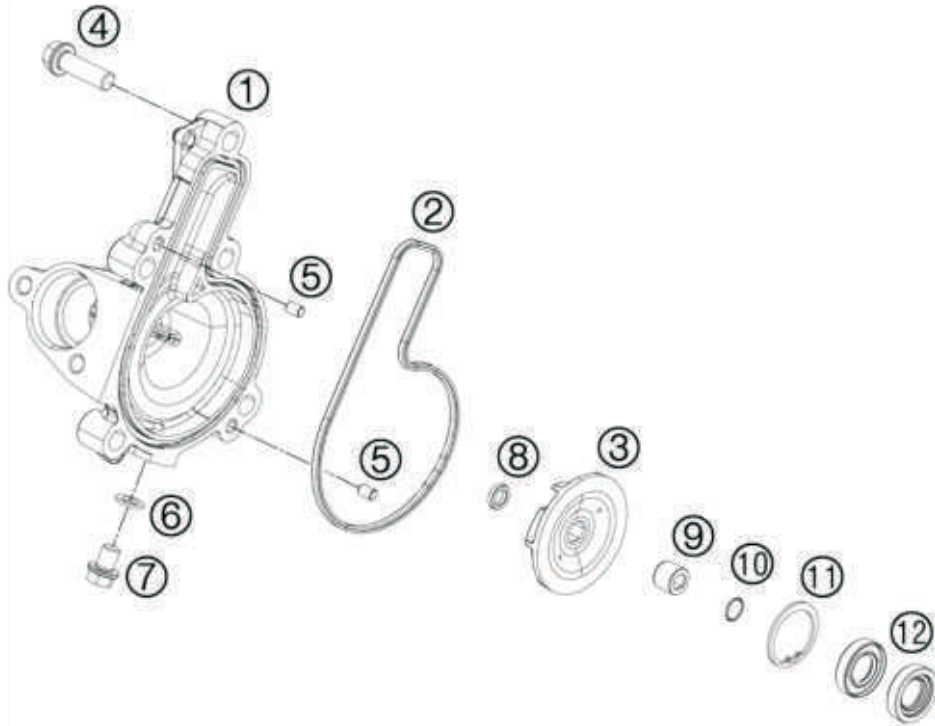
200 DUKE



No.	Part No.	Description	Qty
1	JG 5612 00	SHIFT SHAFT CPL. (GEAR SHIFT LEVER COMP.)	1
2	JG 5612 15	TENSION SPRING	1
3	JG 5612 17	SPRING BUSHING	1
4	JG 5612 18	RETURN SPRING	1
5	JG 5612 16	STOP DISK 14X30X1,5	1
6	DP 1011 91	SPRING GUIDE	1
7	JU 5614 00	RELAY SHIFT LEVER	1
8	KA DM06 22	HH COLLAR SCREW M6X22 SW10	1
9	JU 5614 01	TENSION ROD CPL.	1
10	JG 1130 08	SHIFT LEVER CPL.	1
11	JG 1130 31	IGUS BUSH BEARING	2
12	JG 1130 10	RUBBER	1
13	LA D000 42	BOLT SHIFT LEVER	1
14	JG 1130 11	SPACER SLEEVE	1
15	LA D000 42	HH COLLAR SCREW M8X30 SS SW10	1
16	JG 5610 13	SHIFT FORK COUNTER	2
17	JG 5610 16	SHIFT RAIL (SHAFT GEAR SHIFT FORK INPUT)	1
18	JG 5610 12	SHIFT FORK MAIN	1
19	DH 1013 89	AH SCREW M6X20 SELF LOCKING	1
20	JG 5612 22	SHIFT DRUM LOCATING	1
21	39 2606 07	PARALLEL PIN	1
22	JG 5610 10	SPACER	1
23	JG 5610 11	SHIFT ROLLER (DRUM GEAR SHIFT)	1
24	EC 5610 23	CONTACT SPRING	1
25	JG 5610 08	BOLT FOR GEAR INDICATOR	1
26	JG 5612 04	SCREW LOCKING LEVER	1
27	JG 5612 05	WASHER LOCKING LEVER	1
28	JG 5610 09	LOCKING LEVER CPL.	1
29	39 2005 11	WASHER 6X12,8X1,2	1
30	JG 5612 26	ARRESTING LEVER SPRING	1
31	JG 5612 25	SHIFT RAIL (SHAFT GEAR SHIFT FORK OUTPUT)	1
32	JG 5612 15	SPRING	2

WATER PUMP

200 DUKE



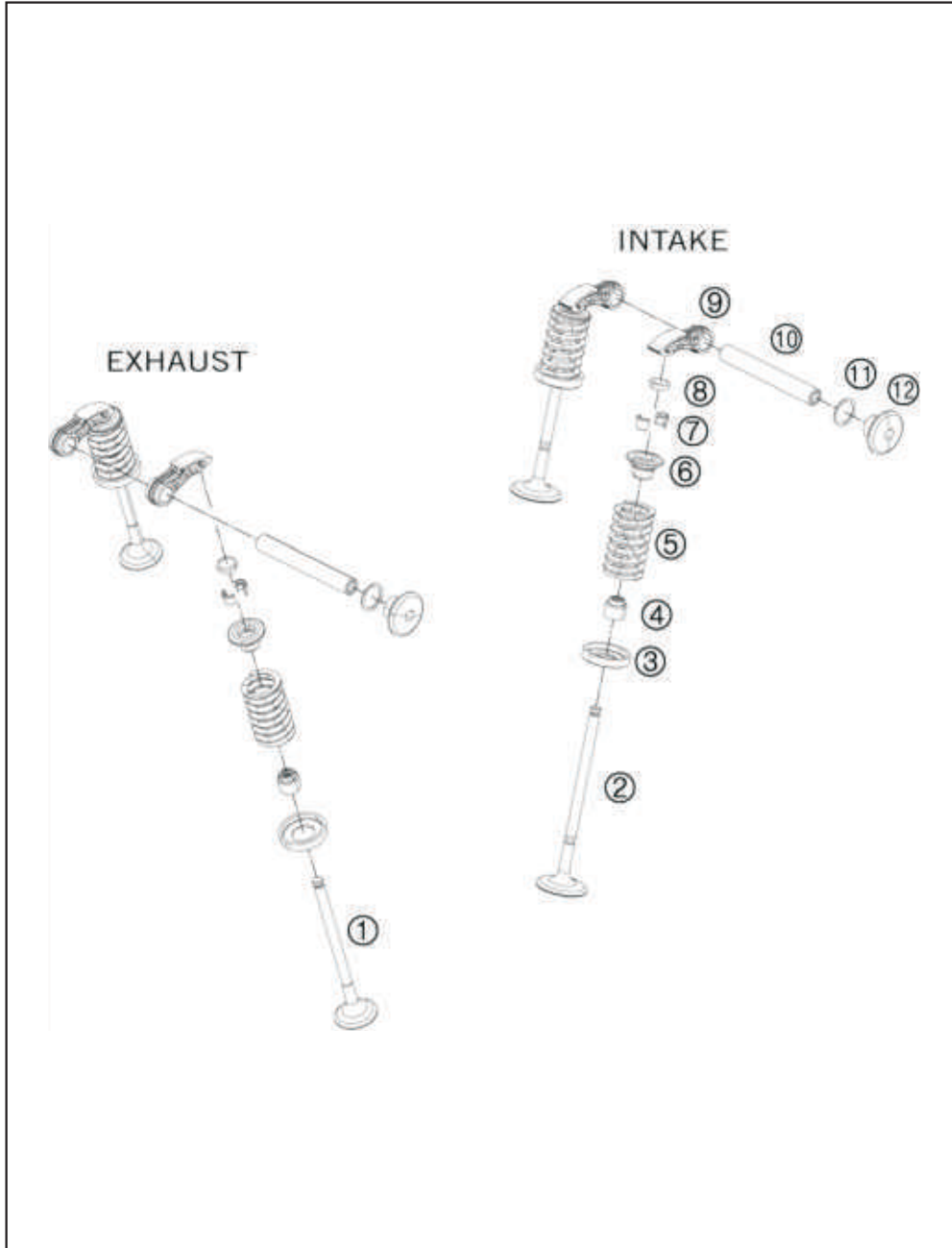
No.	Part No.	Description	Qty
1	JG 6010 11	WATER PUMP COVER	1
2	JG 6010 12	WATER PUMP COVER GASKET	1
3	JG 6010 13	WATER PUMP ROTOR	1
4	KA DQ06 20	HH COLLAR SCREW M6X20 SW10	5
5	39 2606 07	PARALLEL PIN	2
6	39 1665 11	COPPER GASKET	1
7	KA DQ06 06	HH COLLAR SCREW M6X6 SW10	1
8	JG 5312 15	SPACER SHIM	1
9	JG 5312 11	BUSHING	1
10	JG 5312 12	O-RING 7X0,75	1
11	LE B000 01	CIRCLIP 25X1,2	1
12	JG 6010 07	SHAFT SEALING RING 12 X24X5,5 (OIL SEAL)	2

COOLING SYSTEM

200 DUKE



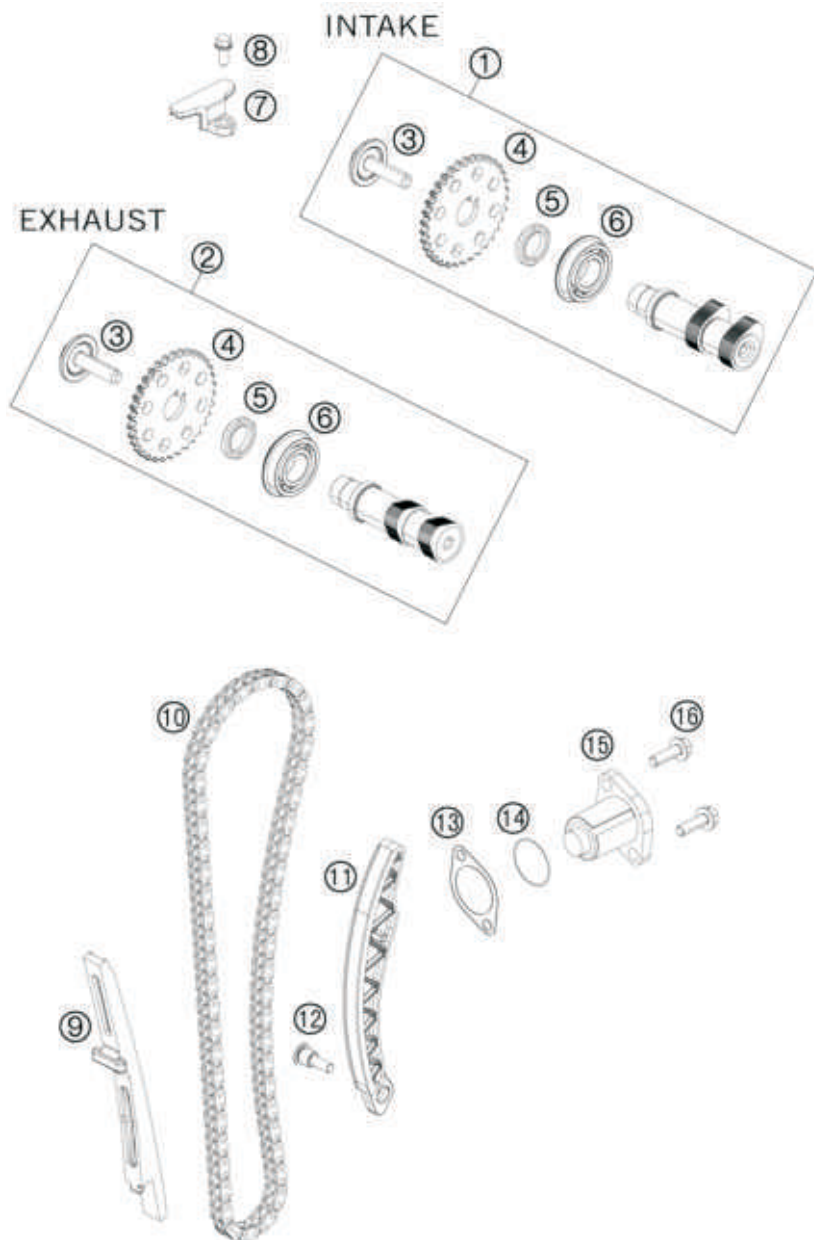
No.	Part No.	Description	Qty
1	JG 6012 07	EXPANSION RESERVOIR CPL.	1
2	JG 6012 11	PLUG F. EXPANSION TANK	1
3	JG 6012 30	"O" RING TANK CAP	1
4	JG 6012 08	TANK RESERVOIR	
5	JG 1138 06	GROMMET EXPANSION TANK	1
6	JG 1710 29	CLAMP 10MM	4
7	JG 6012 13	HOSE 6X10,5X80 MM	1
8	JG 6012 15	HOSE 6X10X154 MM	1
9	JG 1812 50	SPECIAL SCREW M6X12 FLANGED	1
10	JG 6010 14	THERMOSTAT	1
11	JG 6012 20	RADIATOR HOSE THERM.-RADIATOR	1
12	JG 6012 23	RADIATOR HOSE ENGINE-THERM.	1
13	JG 6012 22	COOLING PIPE ENGINE	1
14	JG 6010 18	RADIATOR HOSE THERM. - COOL. PIPE	1
15	JG 6010 19	COOLING PIPE "T" CPL.	1
16	JG 6012 18	RADIATOR HOSE RADI. - COOL L." T "	1
17	JG 6012 09	HOSE CLAMP D24	2
18	JG 6010 16	HOSE CLAMP D26	3
19	JG 6012 10	HOSE CLAMP D28	3
20	LA D000 82	HH COLLAR SCREW M6X12 SW10	4
21	JU 1812 01	RADIATOR PROTECTOR R/S	1
22	JU 1812 00	RADIATOR PROTECTOR L/S	1
23	DS 1610 82	DAMP. RUBBER II RADIATOR PROT	2
24	LC L000 02	FLANGED NUT M6 WS10 SELF LOCK.	4
25	KD CF06 12	WASHER SPRING B6	4
26	JG 5810 14	RUBBER GROMMET	4
27	KA DM06 10	HH COLLAR SCREW M6X10 SW8	4
28	LA E000 11	HH COLLAR SCREW M6X8 SW10	4
29	JG 1138 05	RADIATOR SUPPORT R/S BELOW	1
30	JG 1138 04	RADIATOR SUPPORT L/S BELOW	1
31	DS 1610 82	DAMPING RUBBER I RADIATOR PROT	2
32	JG 6012 29	RADIATOR CAP	1
33	JG 6012 00	RADIATOR CPL.	1
34	JG 6014 00	VENTILATOR CPL. (RADIATOR FAN)	1
35	JG 6012 21	O-RING 18,5X3	2
36	JU 6012 00	RADIATOR COWL	1
37	KA DM06 10	BOLT RADIATOR COWL	2
38	JU 6012 01	DAMPER RADIATOR COWL	1



No.	Part No.	Description	Qty
1	JU 5112 06	EXHAUST VALVE	2
2	JU 5112 05	INTAKE VALVE	2
3	JG 5110 42	VALVE SPRING HOLDER	4
4	39 2017 19	VALVE-STEM SEALING (OIL SEAL)	4
5	JG 5112 55	VALVE SPRING	4
6	JG 5112 59	VALVE SPRING RETAINER	4
7	DG 1010 29	VALVE COLLET	8
8	JG 5112 68	SHIM	4
9	JU 5112 04	VALVE LEVER	4
10	JG 5112 43	VALVE LEVER SHAFT	2
11	39 1021 21	O-RING 10,3X1,2 MM	2
12	JG 5110 16	SCREW PLUG	2

TIMING DRIVE

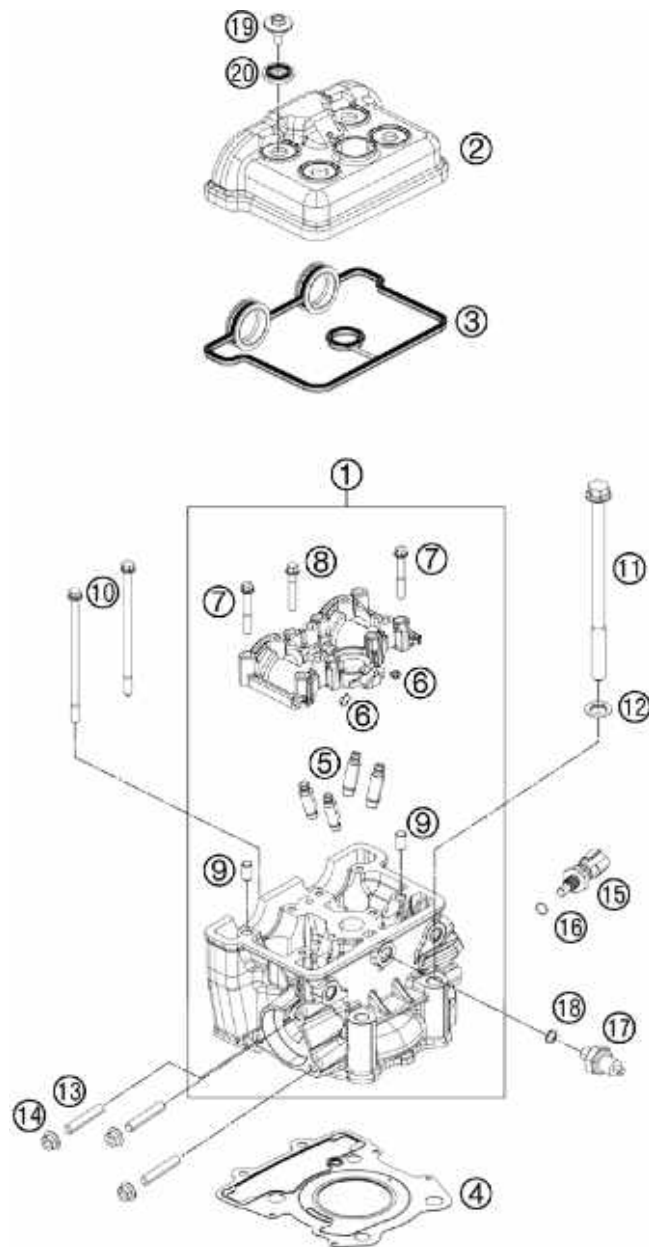
200 DUKE



No.	Part No.	Description	Qty
1	JU 5112 08	CAMSHAFT INTAKE CPL.	1
2	JU 5112 10	CAMSHAFT EXHAUST CPL.	1
3	JG 5112 69	SPECIAL SCREW CAMSHAFT	2
4	JG 5112 46	GEAR WHEEL CAMSHAFT	2
5	JG 5112 62	SPACER	2
6	JG 5112 61	BALL BEARING 6003NR/C3D8 17X35X10	2
7	JG 5112 50	GUIDE RAIL TOP	1
8	39 1949 04	HH-COLLAR SCREW M6X14 WS8	1
9	JG 5410 48	TIMING CHAIN GUIDE	1
10	JG 5112 47	TIMING CHAIN	1
11	JG 5410 47	TENSIONER RAIL (CHAIN GUIDE)	1
12	DH 1013 92	SPECIAL SCREW 6X14,9	1
13	CS 1011 28	GASKET CHAIN ADJUSTER	1
14	39 2669 21	O-RING 10,15X1,5	1
15	JG 5112 11	CHAIN ADJUSTER	1
16	KA DQ06 20	HH COLLAR SCREW M6 X20 SW10	2

CYLINDER HEAD

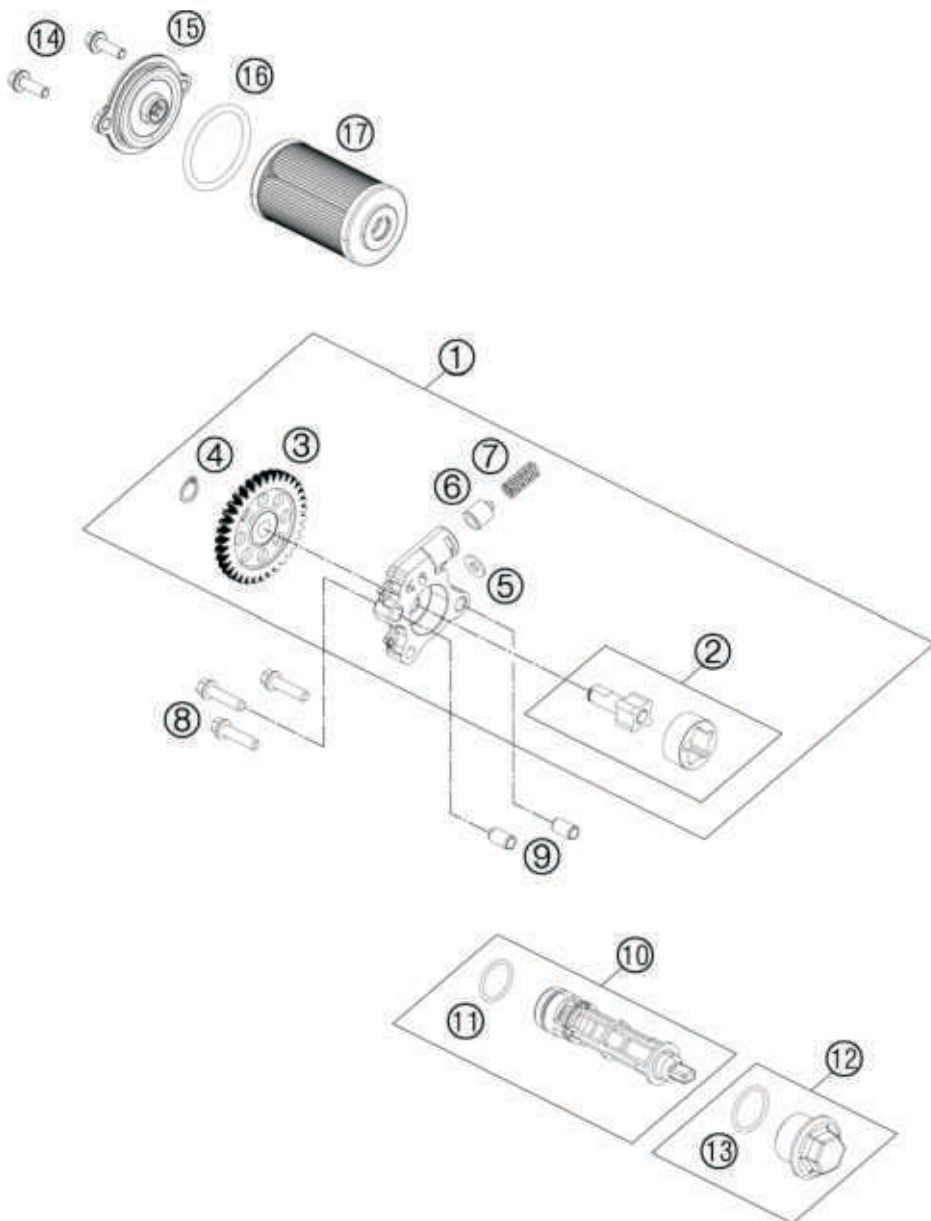
200 DUKE



No.	Part No.	Description	Qty
1	JU 5110 10	CYLINDER HEAD CPL.	1
2	JG 5110 30	VALVE COVER	1
3	JG 5110 29	VALVE COVER GASKET	1
4	JU 5110 13	CYLINDER HEAD GASKET	1
5	JG 5112 53	VALVE GUIDE	4
6	JG 5410 21	OIL JET	4
7	JG 5010 08	HH-COLLAR SCREW M6X40 WS10	2
8	39 1075 04	HH-COLLAR SCREW M6X35 WS8	6
9	39 0999 06	PIN DOWEL 8X6,4X14MM	2
10	39 1065 04	COLLAR SCREW M6	2
11	JG 5410 68	HH COLLAR SCREW 10X147,5	4
12	LD A000 08	WASHER 11,2X20X2	4
13	JG 5110 46	STUD M8	3
14	LC G000 06	FLANGED NUT M8 H7,5 WS12	3
15	JG 3514 00	TEMPERATURE SENSOR	1
16	39 2699 20	O-RING	1
17	DK 1012 25	OIL PRESSURE SENSOR	1
18	DK 1013 40	O-RING	1
19	JG 5110 22	VALVE COVER SCREW	4
20	JG 5110 21	DECOUPLING ELEMENT	4

LUBRICATING SYSTEM

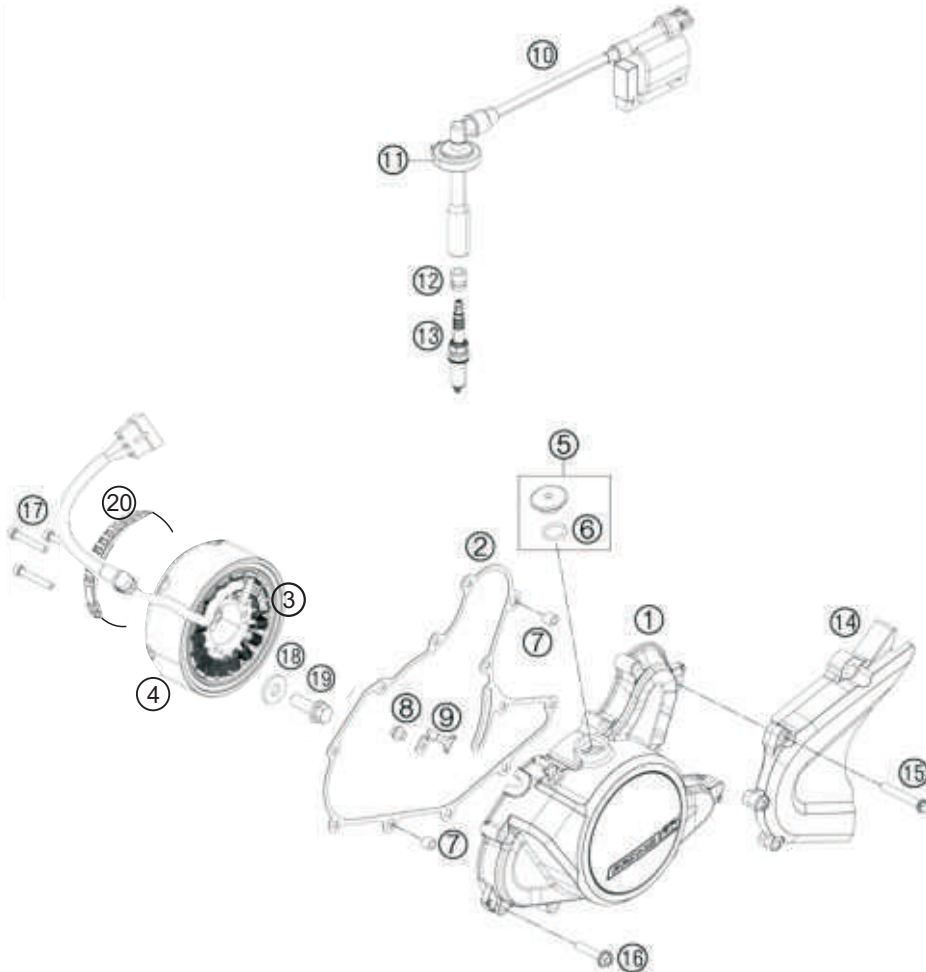
200 DUKE



No.	Part No.	Description	Qty
1	JG 5710 20	OIL PUMP	1
2	36 JG00 04	OIL PUMP SHAFT CPL.	1
3	JG 5710 18	OIL PUMP GEAR	1
4	39 2557 17	CIRCLIP	1
5	JG 5090 03	PLAIN WASHER	1
6	JG 5410 52	PISTON OIL PUMP	1
7	JG 5410 53	SPRING OIL PUMP	1
8	LA E000 18	HH COLLAR SCREW M6X25 WS8	3
9	39 0999 06	PIN DOWEL 8X6,4X14MM	2
10	JG 5710 24	OIL SCREEN CPL. (MESH OIL FILTER)	1
11	LJ A000 04	O-RING 17,7X2,1 MM	1
12	JA 5410 48	CLOSURE CAP OIL SCREEN	1
13	59 2100 23	O-RING	1
14	KA DP05 16	HH COLLAR SCREW M5X16 SW8	2
15	JG 5710 15	OIL FILTER COVER	1
16	JG 5710 16	O-RING 39,34X2,62	1
17	JG 5710 14	OIL FILTER	1

IGNITION SYSTEM

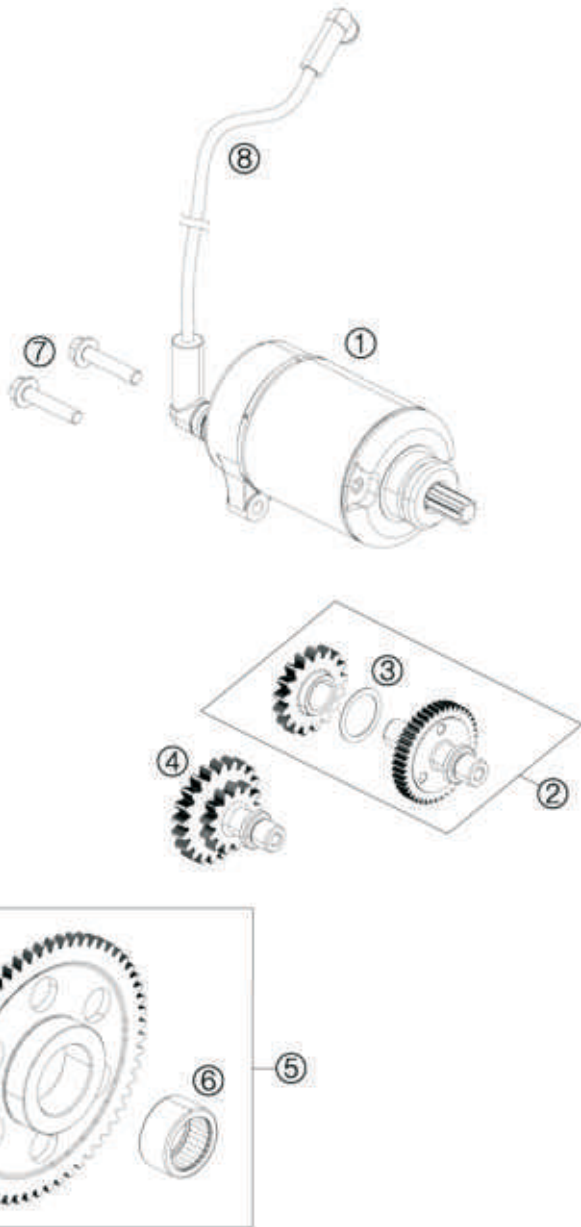
200 DUKE



No.	Part No.	Description	Qty
1	JG 5412 22	IGNITION COVER (MAGNETO COVER)	1
2	JG 5412 24	IGNITION COVER GASKET	1
3	JG 3510 05	STATOR CPL.	1
4	JG 3510 21	ROTOR CPL.	1
5	JG 5412 32	PLUG INCL. O-RING (CAP TDC FINDER)	1
6	30 1011 95	O-RING 15,8X2,4	1
7	39 0999 06	PIN DOWEL 8X6,4X14MM	2
8	LA E000 16	PAN CROSS SCREW M5X10 PH	1
9	JG 5412 23	BRACKET F. STATOR CABLE	1
10	JG 3512 04	SPARK PLUG CONNECT. CPL. (H.T. COIL)	1
11	JG 3512 08	GASKET SPARK PLUG CONNECT.	1
12	JG 3512 02	RUBBER GASKET SPARK PLUG	1
13	JG 3512 09	SPARK PLUG M12 (BOSCH)	1
14	JG 5412 07	CHAIN GUARD	1
15	KA DQ06 45	HH COLLAR SCREW M6X45 SW10	3
16	KA DQ06 30	HH COLLAR SCREW M6X30 SW10	9
17	DK 1012 84	AH SCREW M5X35 SELF LOCKING	3
18	39 2165 11	WASHER	1
19	DH 1013 96	FLANGED BOLT M10X1,2 5X30	1
20	JY 5514 02	SPRAG CLUTCH	1

ELECTRICAL STARTER

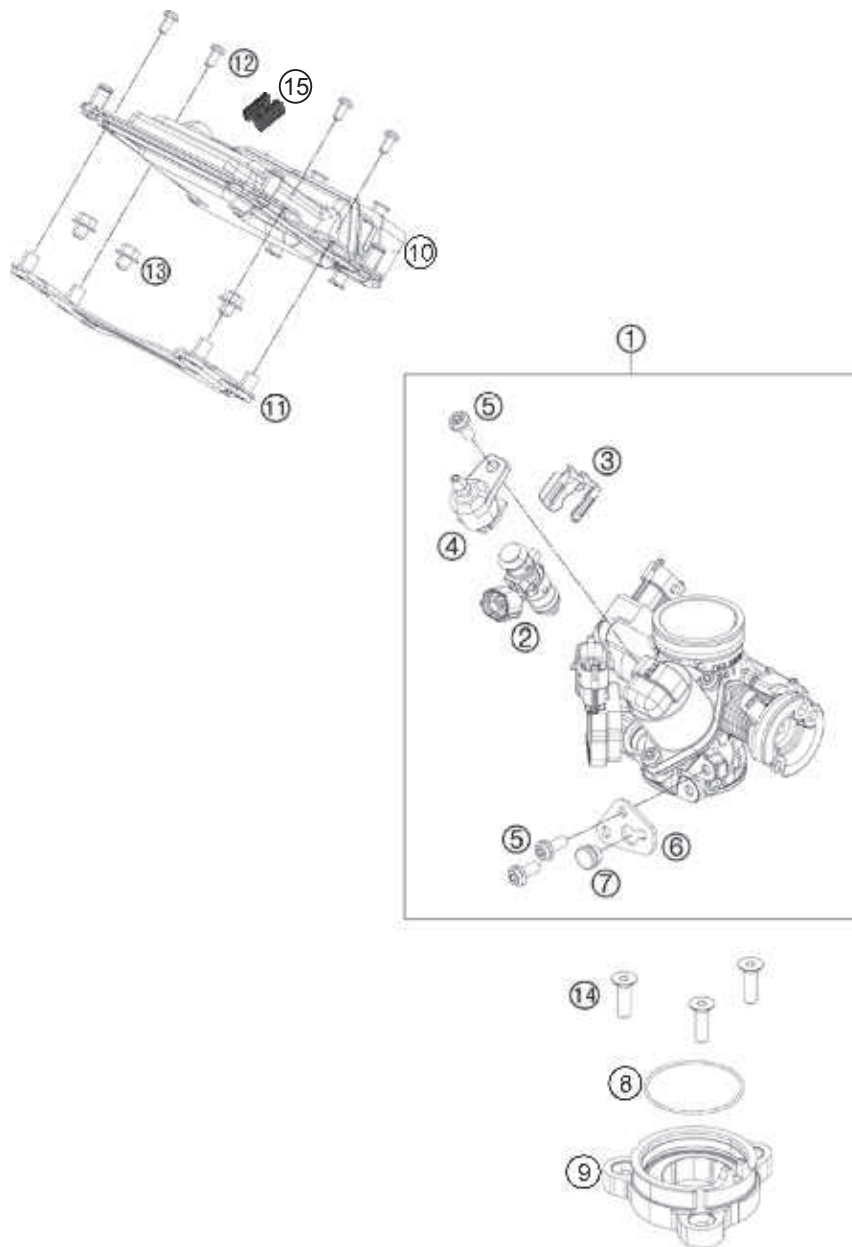
200 DUKE



No.	Part No.	Description	Qty
1	JG 3516 00	E-STARTER ENGINE CPL. (STARTER MOTOR)	1
2	JG 6214 13	TORQUE LIMITER CPL.	1
3	DK 1014 50	SHIM 0,45 MM	x
3	DK 1014 45	SHIM 0,6 MM	1
3	DK 1014 51	SHIM 0,75 MM	x
3	DK 1014 52	SHIM 0,9 MM	x
4	JG 6214 12	INTERMEDIATE STARTING GEAR	1
5	JG 6214 17	FREEWHEEL GEAR CPL.	1
6	BF 6214 02	NEEDLE ROLLER BEARING HK2516	1
7	KA DQ06 25	HH COLLAR SCREW M6X25 SW10	2
8	JC 2010 27	STARTER CABLE	1

THROTTLE BODY

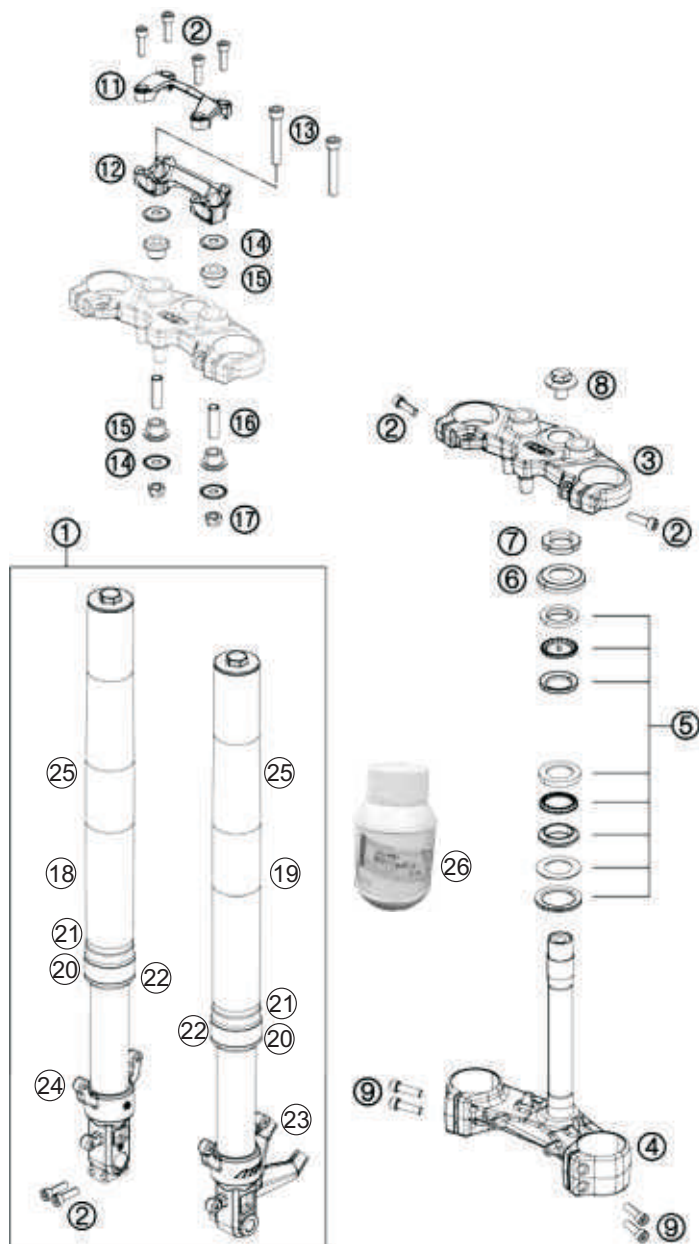
200 DUKE



No.	Part No.	Description	Qty
1	JU 5814 04	THROTTLE BODY CPL.	1
2	JG 6110 04	FUEL INJECTOR	1
3	JG 6110 06	CLAMP F. INJECTOR	1
4	JG 5814 16	CONNECTOR FUEL RAIL	1
5	JG 5814 24	SPECIAL SCREW M5X12	3
6	JG 5814 19	CABLE SUPPORT	1
7	DS 1611 56	GROMMET	1
8	JG 5814 07	O-RING CONN. FL. CYL. - THR. BODY	1
9	JU 5814 02	CONN. FLANGE CYLINDER-THR. BODY	1
10	JG 3514 02	ENGINE CONTROL UNIT	1
11	JG 1710 26	BRACKET TIMING CHARGER (BRACKET ECU)	1
12	KB BF04 08	FLAT HEAD SCREW M4X8 PH	4
13	LA D000 74	HH COLLAR SCREW M5X6 SW8	3
14	LB C000 02	FLAT HEAD SCREW M6X20	3
15	JG 1710 40	ECU DAMPER - I	1
	JG 1710 46	ECU DAMPER - II	1
	JG 1710 47	ECU DAMPER - III	1
	JG 1710 47	ECU DAMPER - IIII	1

FRONT FORK, TRIPLE CLAMP

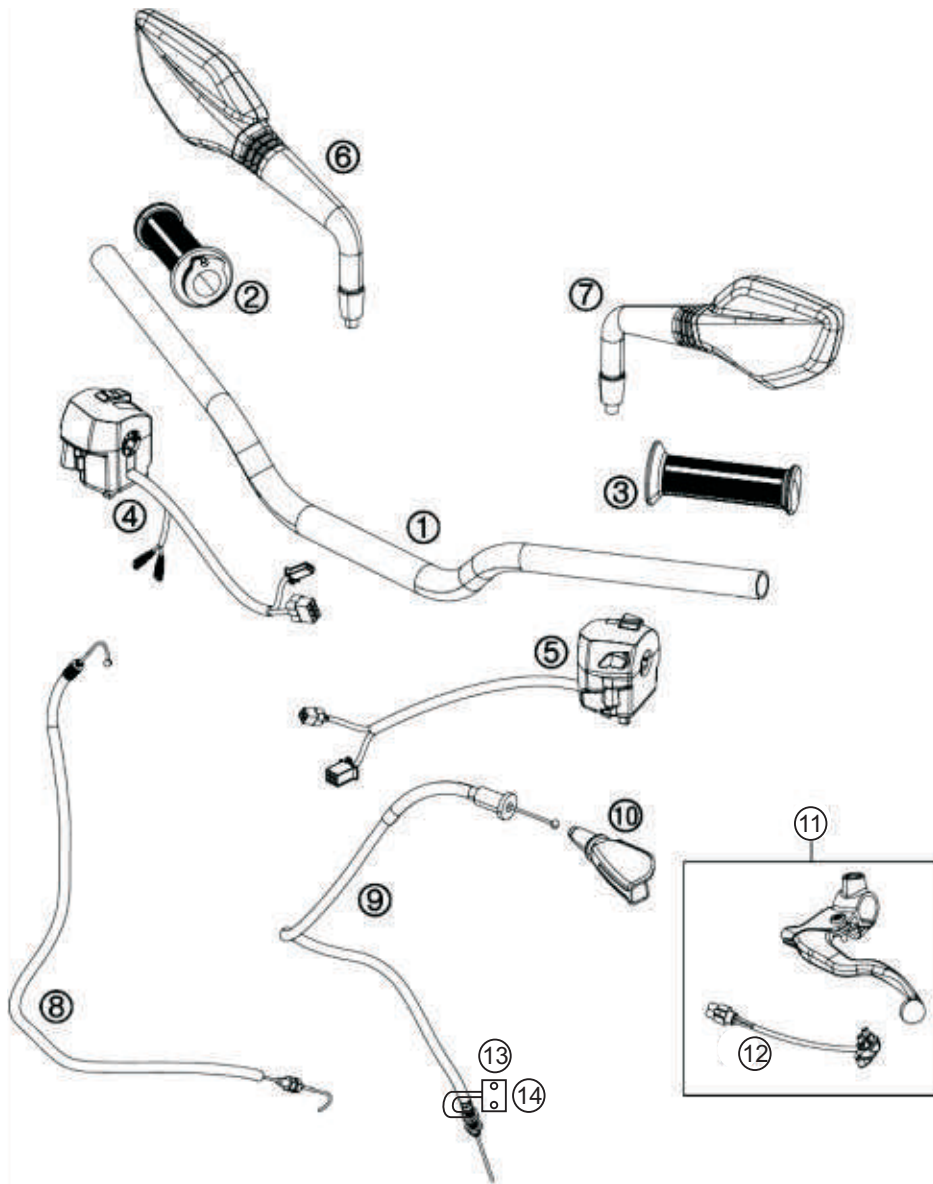
200 DUKE



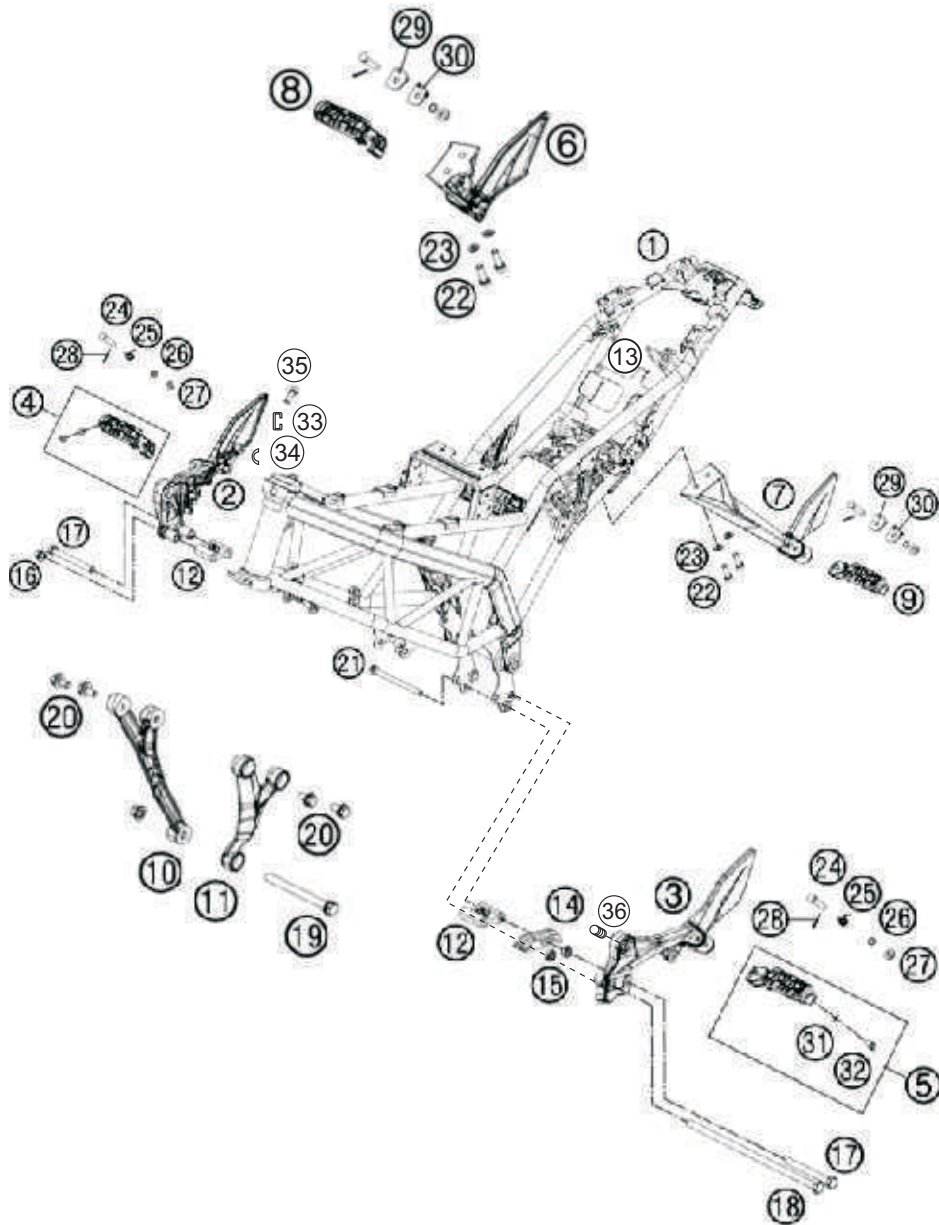
No.	Part No.	Description	Qty
1	36 JU00 03	FORK CPL.	1
2	LA C000 13	AH SCREW M8X27	8
3	JG 1510 02	TOP TRIPLE CLAMP (UPPER)	1
4	36 JG00 10	BOT. FORK PLATE CPL.	1
5	36 JG00 11	STEERING HEAD BEARING-KIT (CONE SET)	1
6	DK 1810 76	PROTECTION CAP	1
7	DK 1810 75	ADJUSTING RING STEERING HEAD (STEERING NUT)	1
8	59 0400 05	CLAMP SCREW STEERING HEAD	1
9	LA C000 13	AH SCREW M8X30	1
11	JG 1510 20	HANDLEBAR CLAMP	1
12	JG 1510 14	HANDLEBAR SUPPORT D=26MM	1
13	LA C000 04	AH SCREW M10X1,25X64	2
14	JG 1510 13	WASHER 10,5X32X2	4
15	JG 1510 12	RUBBER BUSHING	4
16	JG 1510 21	SPACER TUBE	2
17	LC H000 01	SELF L. NUT M10X1,25 H11 WS17	1
18	JU 1210 03	LEG ASSLY. RH	1
19	JU 1210 02	LEG ASSLY. LH	1
20	JG 1210 11	INNER DUST SEAL	2
21	JG 1210 13	OIL SEAL	2
22	JU 1210 09	CIRCLIP	2
23	JU 1210 06	INNER TUBE ASSLY. LH	1
24	JU 1210 07	INNER TUBE ASSLY. RH	1
25	JG 1210 04	OUTER TUBE ASSLY.	2
26	36 PB00 04	FORK OIL FOR KTM 200	6

HANDLEBAR, CONTROLS

200 DUKE



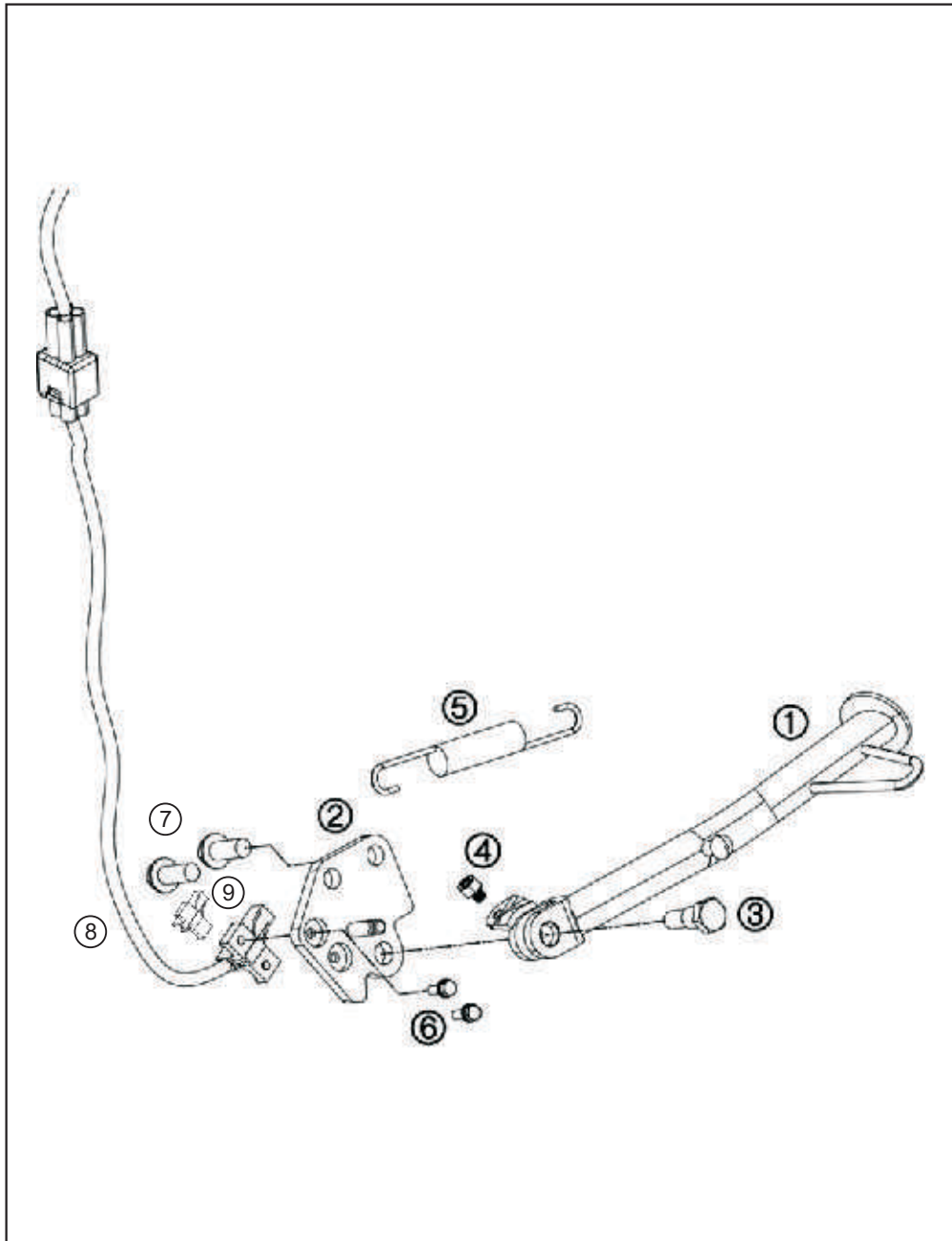
No.	Part No.	Description	Qty
1	JG 1510 18	HANDLEBAR	1
2	JG 1510 23	THROTTLE GRIP CPL.	1
3	JG 1510 27	FIXED GRIP	1
4	JU 4014 00	START-EMERGENCY STOP SWITCH (SWITCH RH)	1
5	JG 4014 06	CONTROL SWITCH LH	1
6	JG 2316 01	MIRROR R/S	1
7	JG 2316 00	MIRROR L/S	1
8	JG 1612 00	THROTTLE CABLE	1
9	JG 1612 01	CLUTCH CABLE	1
10	DS 1910 52	PROTECTION CAP THROTTLE CABLE (LEVER BOOT)	1
11	JG 1610 07	CLUTCH LEVER CPL.	1
12	JG 4014 10	CLUTCH SWITCH	1
13	JG 1138 10	CLUTCH CABLE BRACKET (RESERVOIR)	1
14	LA E000 14	BOLT FOR CLUTCH CABLE BRACKET	2



No.	Part No.	Description	Qty
1	JG 1111 15	FRAME	1
2	JG 1130 24	FOOT R. BRACKET FRONT R/S (HOLDER STEP RH)	1
3	JG 1130 01	FOOTREST BRACKET FRONT L/S (HOLDER STEP LH)	1
4	JG 1130 40	FOOTREST FRONT R/S CPL.	1
5	JG 1130 39	FOOTREST FRONT L/S CPL.	1
6	JG 1130 29	FOOTREST BRACKET REAR R/S	1
7	JG 1130 20	FOOTREST BRACKET REAR L/S	1
8	JG 1130 42	FOOTREST REAR R/S CPL.	1
9	JG 1130 41	FOOTREST REAR L/S CPL.	1
10	JG 1134 01	ENGINE SUPPORT R/S	1
11	JG 1134 00	ENGINE SUPPORT L/S	1
12	JG 1138 00	TAP FOOTREST BRACKET FRONT (SPACER)	2
13	JG 4018 08	BATTERY FOAM	8
14	JG 1220 15	CHAIN GUIDE	1
15	JG 1138 02	SPACER CHAIN GUIDE	2
16	JG 1130 43	FLANGED NUT M10X1,25 WS14	2
17	LA D000 39	HH COLLAR SCREW M10X1,25X92	2
18	LA D000 38	HH COLLAR SCREW M10X1,25X265	1
19	JG 1134 03	HH COLLAR SCREW M8X110 WS14	1
20	LA E000 11	HH COLLAR SCREW M8X16 SW14	4
21	LA D000 75	HH COLLAR SCREW M8X105 SW12	1
22	LA C000 23	AH SCREW M8X27	4
23	LD B000 18	WASHER 8,2X16X1,5	4
24	JG 1130 43	BOLT FOR FOOTREST	4
25	JG 1130 07	RETURN SPRING FOOTREST	2
26	30 1410 31	O-RING 9X1,5	4
27	LD B000 19	WASHER M8	4
28	LH A000 02	PIN 25X1,8MM	4
29	JG 1130 34	ENGAGE PANEL FOOTREST 1	2
30	JG 1130 35	ENGAGE PANEL FOOTREST 2	2
31	LD B000 19	PLAIN WASHER 6,4X12X1	2
32	JG 1130 52	CAP SCREW M6X10 SS	2
33	JG 1138 14	BRAKE HOSE GUIDE CLAMP BIG	1
34	JG 1138 15	BRAKE HOSE GUIDE CLAMP SMALL	1
35	KA EM06 10	BOLT CLAMP	2
36	JG 1220 33	THREADING WASHER	2

SIDE / CENTER STAND

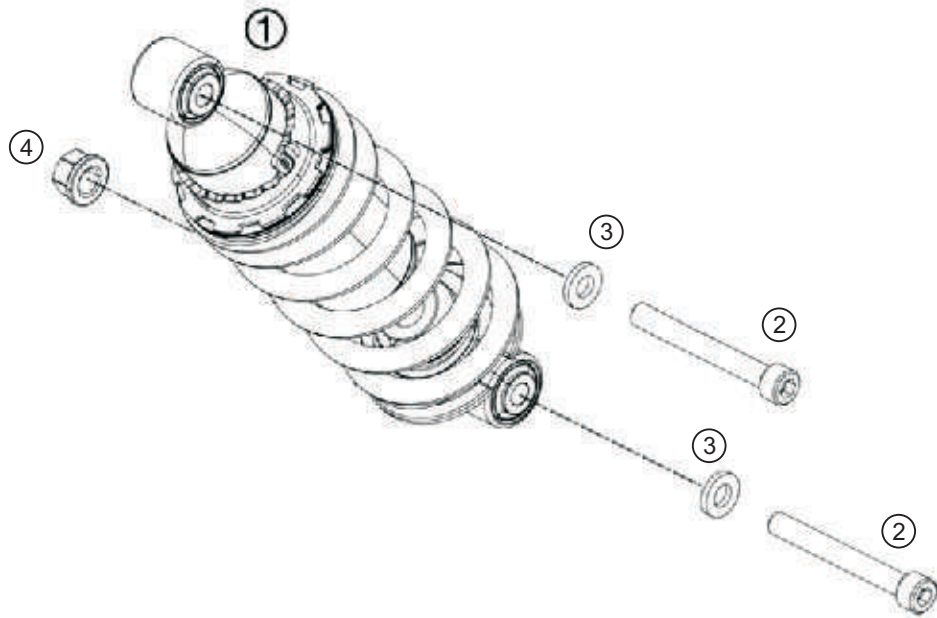
200 DUKE



No.	Part No.	Description	Qty
1	JG 1132 03	SIDE STAND	1
2	JG 1132 04	SIDE STAND BRACKET	1
3	JG 1132 07	SCREW F. SIDE STAND	1
4	JG 4014 11	MAGNET HOLDER	1
5	JU 1132 00	SPRING FOR SIDE STAND WITH COVER	1
6	LA E000 10	HH COLLAR SCREW M5X13 SW8	2
7	LA D000 44	HH COLLAR SCREW M10X1X25 SS	2
8	JG 4014 02	SIDE STAND SWITCH	1
9	JG 1132 10	GUARD SIDE STAND SWITCH	1

SHOCK ABSORBER

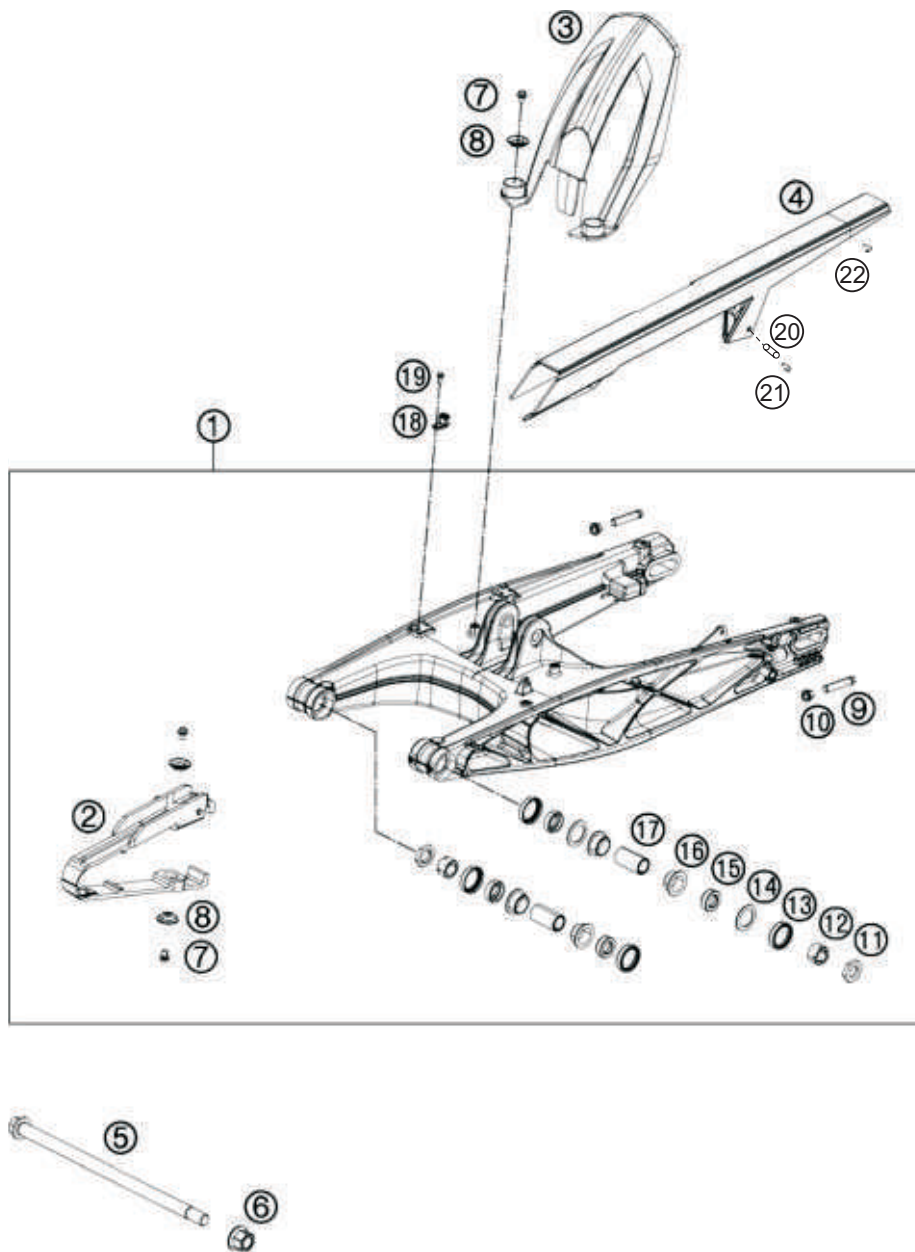
200 DUKE



No.	Part No.	Description	Qty
1	JU 1210 00	MONOSHOCK CPL.	1
2	LA C000 06	AH SCREW M10X1,25X80 10.9	2
3	LD B000 11	PLAIN WASHER 10,2X20X3MM	2
4	LC G000 03	NUT FLANGED M10X1,25 WS13	1

SWING ARM

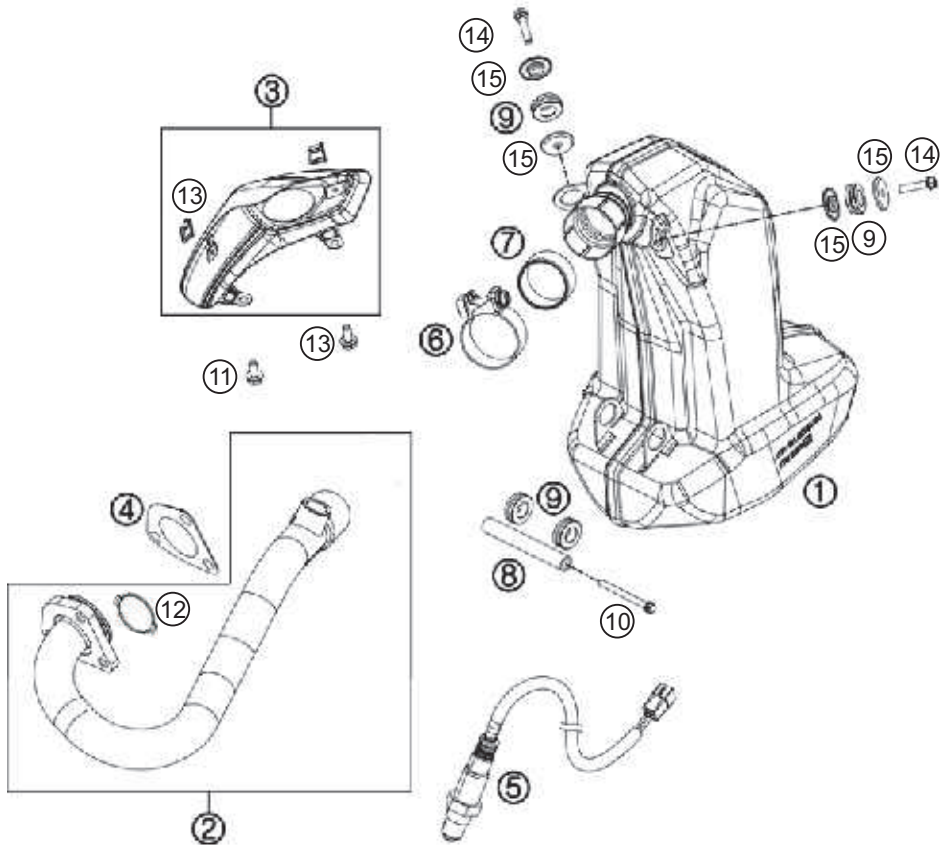
200 DUKE



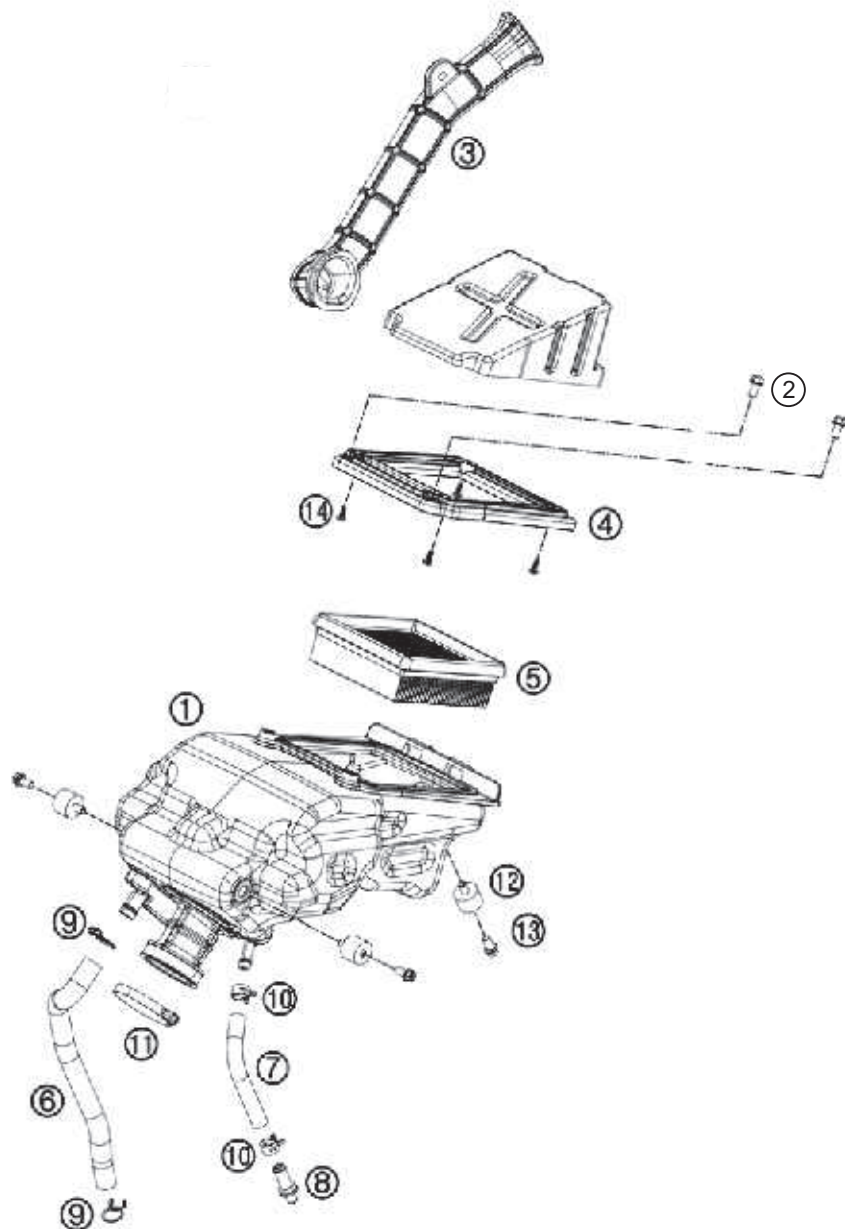
No.	Part No.	Description	Qty
1	JG 1220 00	SWING ARM CPL.	1
2	JG 1220 05	CHAIN SLIDER GUARD	1
3	JG 1814 06	SPLASH PROTECTOR (FRONT HUGGER)	1
4	JG 1812 10	CHAIN GUARD CPL.	1
5	JG 1220 16	SWING ARM BOLT L=298MM	1
6	LC G000 04	FLANGED NUT M14X1,5	1
7	KA EM06 08	HH COLLAR SCREW M6X8 SW8	4
8	JG 2210 28	BUCKET (EXTRUDED WASHER)	4
9	LA A000 07	BOLT HEX M10X1,25X50 WS10	2
10	LC G000 03	NUT FLANGED M10X1,25 WS13	2
11	JG 1220 32	HEXAGONAL WASHER	2
12	JG 1220 33	ADJUSTING RING SWING ARM (THREADED WASHER)	2
13	JG 1220 12	OIL SEAL RING 25X32X7	4
14	JG 1220 26	STOP DISK 22.2X31.7X1	2
15	JG 1220 11	BUCKET FOR SHAFT SEAL RING (COLLAR)	4
16	JG 1220 09	IGUS SLIDE BEARING	4
17	JG 1220 10	BUSHING SLEEVE 15.1X20X38	2
18	JG 1220 04	BRAKE HOSE GUIDE	2
19	LA E000 10	HH COLLAR SCREW M5X 13 SW8	2
20	JG 1220 34	TUBE FOR CHAIN GUIDE	1
21	JG 1812 32	BOLT CHAIN GUIDE (FR.)	1
22	JG 1812 33	BOLT CHAIN GUIDE (RR.)	1

EXHAUST SYSTEM

200 DUKE



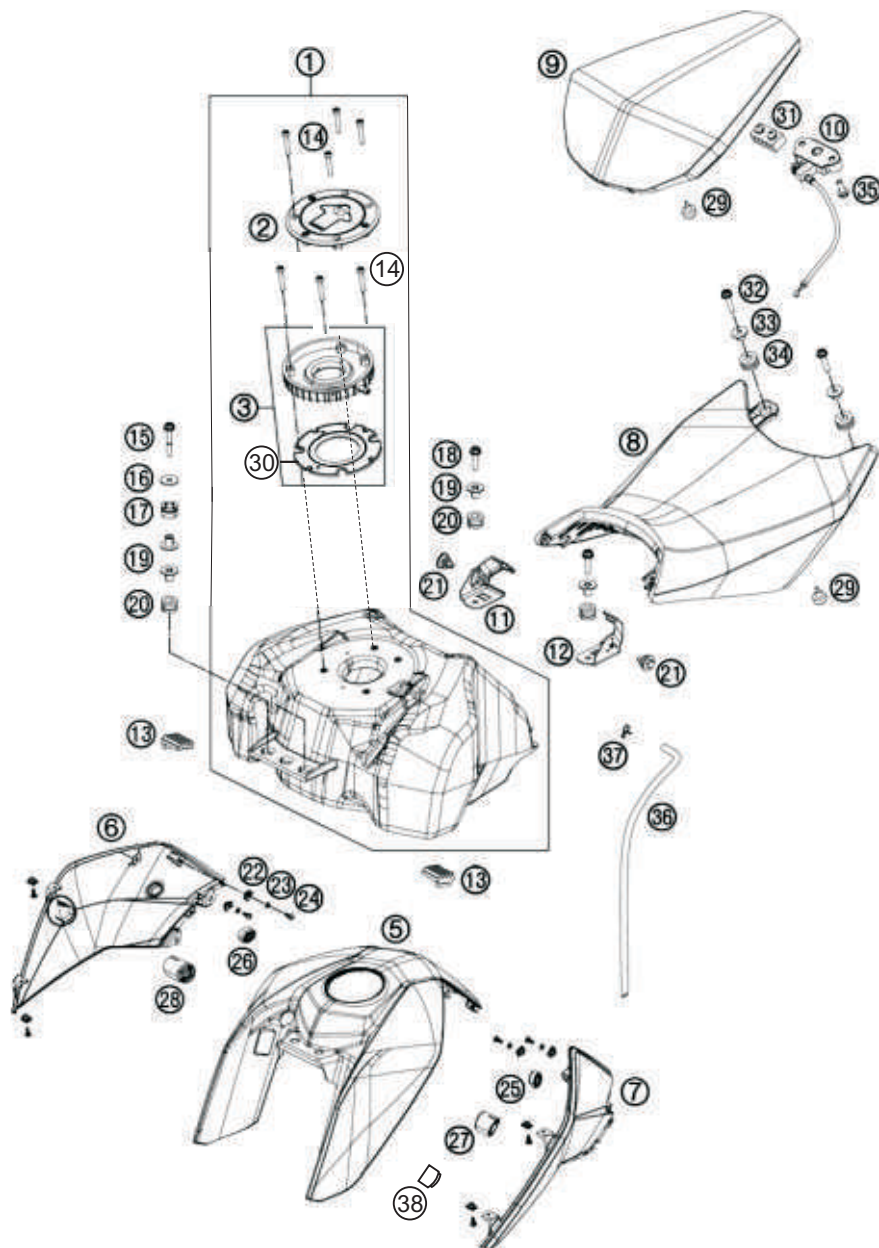
No.	Part No.	Description	Qty
1	JU 5910 18	SILENCER CPL.	1
2	JU 5910 19	EXHAUST PIPE A CPL.	1
3	JG 5910 64	HEAT SHIELD CPL.	1
4	JG 5910 70	EXHAUST PIPE FLANGE GASKET	1
5	JG 5110 10	LAMBDA SENSOR	1
6	JG 5910 38	CLAMP CPL.	1
7	JG 5910 39	SEAL RING EXHAUST PIPE A	1
8	JG 5910 55	MOUNTING TUBE ED	1
9	JG 5910 53	DAMPING ELEMENT	4
10	KA DQ08 35	BOLT FLANGE	1
11	LA D000 61	HH COLLAR SCREW M8X110 SW12	2
12	JG 5910 56	MANIFOLD GASKET	1
13	JG 5910 68	RUBBER CAP	2
14	KA DQ06 14	HH COLLAR SCREW M6X14 SW10	2
15	KA DQ06 25	HH COLLAR SCREW M6X25 SW10	2
16	JG 5910 54	COLLAR BUSHING	4



No.	Part No.	Description	Qty
1	JU 5810 01	FILTER BOX CPL.	1
2	JG 5810 15	HH COLLAR SCREW M6X 12 SW10	2
3	JG 5810 33	AIR INTAKE	1
4	JG 5810 46	FRAME F. AIR FILTER TOP PART	1
5	JG 5810 04	AIR FILTER	1
6	JG 5810 36	ENGINE BREATHER TUBE	1
7	JG 5810 60	DRAINAGE HOSE	1
8	DS 1211 26	PLUG DRAINAGE	1
9	JG 5810 56	HOSE CLAMP	2
10	JG 5810 61	HOSE CLAMP	2
11	JG 5810 55	HOSE CLAMP	1
12	JG 5810 58	RUBBER GROMMET	3
13	KA DP06 08	HH COLLAR SCREW M6X8 SW10	3
14	LB B000 04	CROSS PAN SCREW M6X11	4

TANK, SEAT, COVER

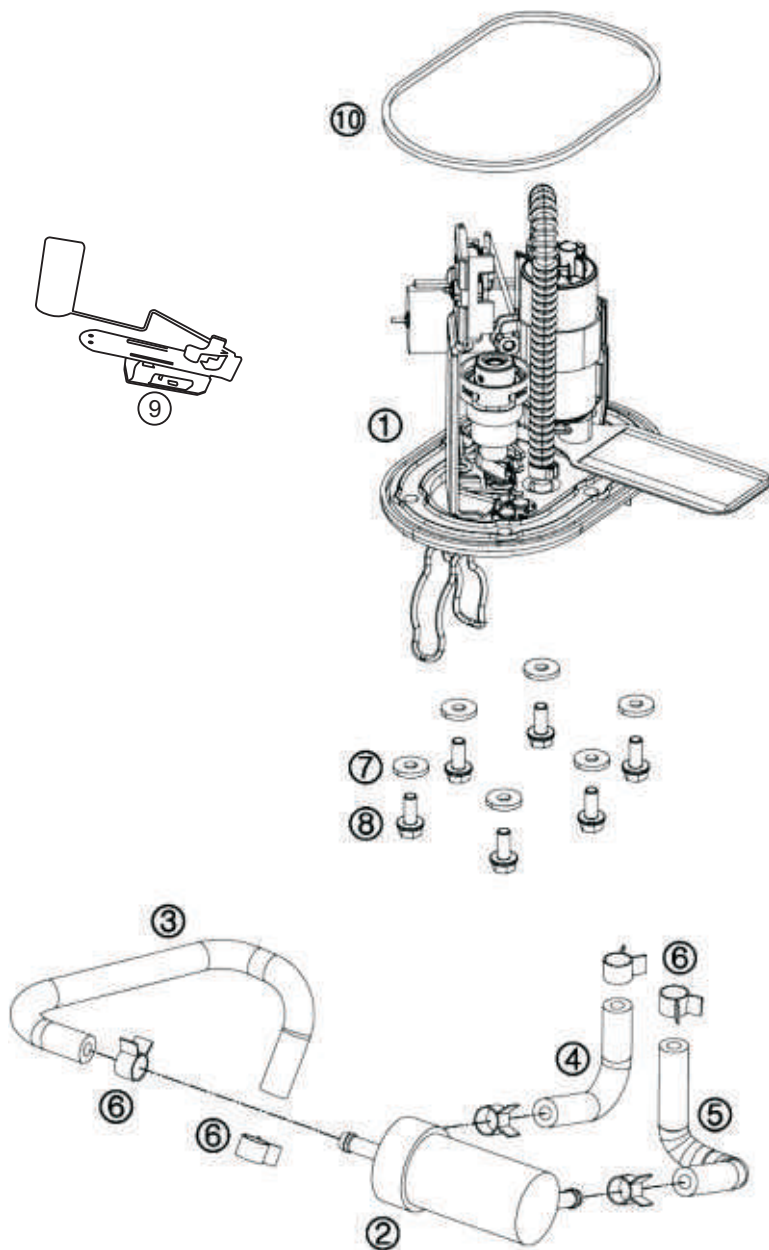
200 DUKE



No.	Part No.	Description	Qty
1	36 JG00 05	FUEL TANK CPL.	1
2	JU 1710 02	TANK CAP	1
3	JG 1710 11	CUP CAP WITH GASKET	1
5	JG 7202 5C	COVER FUEL TANK TOP ORANGE	1
6	JG 7203 4W	COVER FUEL TANK R/S BLACK MAT	1
7	JG 7202 4W	COVER FUEL TANK L/S BLACK MAT	1
8	JG 1910 00	SEAT	1
9	JG 1910 03	PASSENGER SEAT	1
10	JG 2326 01	SEAT UNLOCK SOZIUS (SEAT LOCK REAR)	1
11	JG 1138 09	MOUNTING BRACKET R/S -SEAT	1
12	JG 1138 08	MOUNTING BRACKET L/S -SEAT	1
13	JG 1710 27	TANK REST RUBBER	2
14	LA C000 11	AH SCREW M5X28	7
15	KA DM06 40	HH COLLAR SCREW M6X40 SW10	2
16	LD B000 13	SHIM 7X22X2 MM (WASHER)	2
17	JG 1710 24	GROMMET TOP COVER	2
18	KA DM06 25	HH COLLAR SCREW M6X25 SW10	2
19	JG 1710 20	SLEEVE TANK MOUNTING	6
20	JG 1710 22	GROMMET TANK MOUNTING	4
21	JG 1710 23	SPECIAL BOLT	2
22	JG 1710 31	CLIP NUT M5	8
23	39 2141 24	SHIM PVC 5,3X11,5X1,5 (WASHER)	4
24	LB U000 09	CHEESE-HEAD SCREW M5X15	8
25	JG 1710 33	TANK RUBBER PAD SMALL L/S	1
26	JG 1710 35	TANK RUBBER PAD SMALL R/S	1
27	JG 1710 34	TANK RUBBER PAD LARGE L/S	1
28	JG 1710 36	TANK RUBBER PAD LARGE R/S	1
29	JG 1910 06	SEAT RUBBER	8
30	JU 1710 00	GASKET FOR CUP CAP TANK	1
31	DS 2110 04	SEAT RUBBER REAR	1
32	JG 1910 09	SPECIAL SCREW M6X25	2
33	JG 1910 08	COLLAR BUSHING SEAT BRACKET	2
34	FD 2110 06	RUBBER SLEEVE	2
35	KA DM06 20	HH COLLAR SCREW M6X20 SW10	2
36	JG 1710 25	TUBE DRAIN CUP CAP	1
37	JG 1710 30	CLAMP	1
38	JG 1710 37	LUG DRAIN PIPE RETURN	1

FUEL PUMP

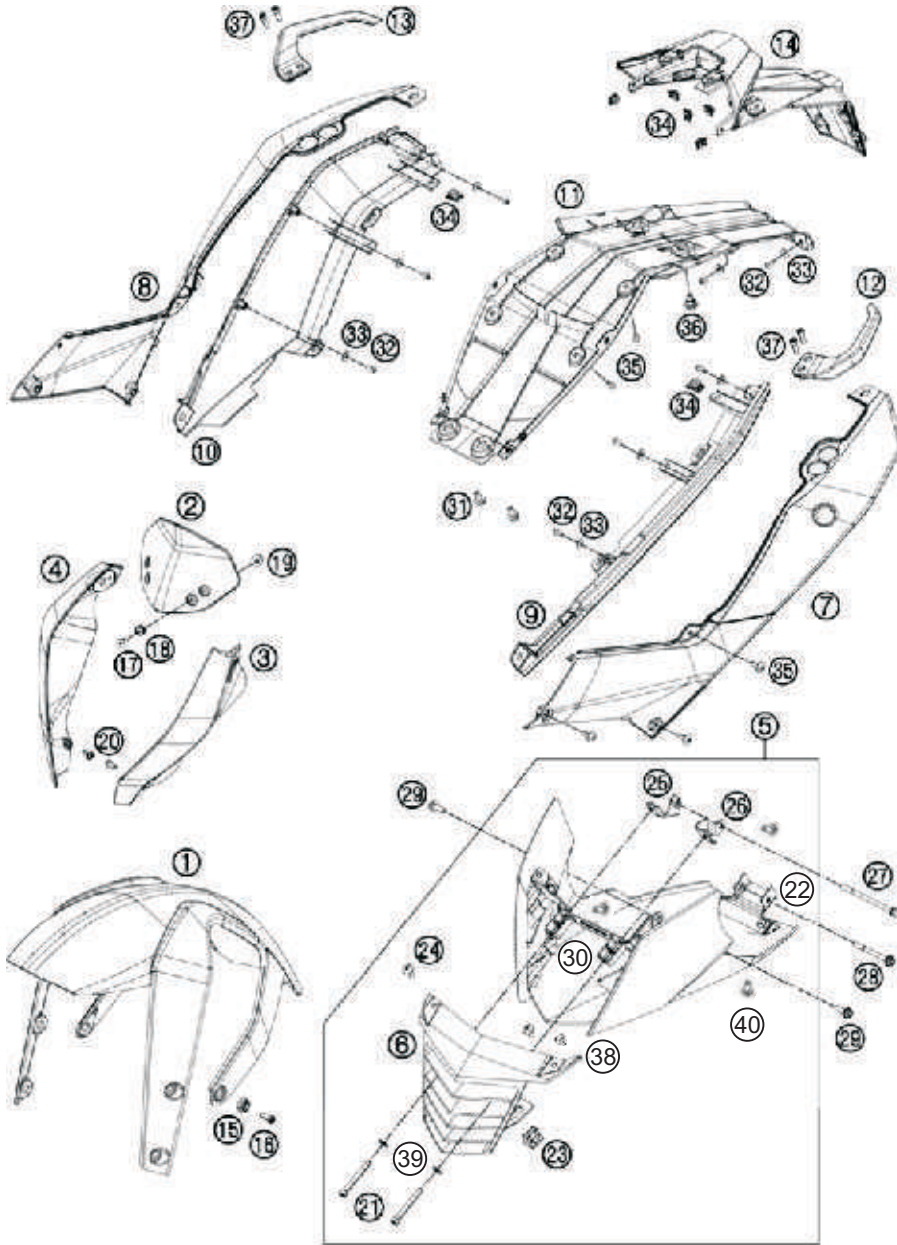
200 DUKE



No.	Part No.	Description	Qty
1	JG 1718 00	FUEL PUMP	1
2	JG 1718 02	FUEL FILTER	1
3	DK 1410 05	FUEL HOSE R9	1
4	JG 1718 03	FUEL HOSE	1
5	JG 1718 03	FUEL TANK HOSE	1
6	JG 1710 29	CLAMP 10MM	6
7	LD B000 16	WASHER 5,2X14X2MM	6
8	LA D000 80	HH COLLAR SCREW M5X12 SW8	6
9	JG 1718 09	SENSOR FUEL LEVEL	1
10	JG 1710 18	GASKET F. FUEL PUMP	1

MASK, FENDERS

200 DUKE



No.	Part No.	Description	Qty
1	JG 7101 4M	FRONT FENDER BLACK	1
2	JG 1812 30	WIND SHIELD	1
3	JG 7301 5C	MASK SPOILER L/S ORANGE	1
4	JG 7302 5C	MASK SPOILER R/S ORANGE	1
5	36 JG00 08	FRONT SPOILER LOWER PART CPL.	1
6	JG 1812 34	FRONT SPOILER TOP PART	1
7	JG 7401 5C	SIDE COVER L/S TOP	1
8	JG 7403 5C	SIDE COVER R/S TOP	1
9	JG 1812 05	SIDE COVER BOTTOM L/S	1
10	JG 1812 06	SIDE COVER BOTTOM R/S	1
11	JG 1812 07	REAR END LOWER PART (UNDER TRAY)	1
12	JG 2314 04	GRIP L/S CPL.	1
13	JG 2314 05	GRIP R/S CPL.	1
14	JG 1814 03	NUMBER PLATE SUPPORT	1
15	JG 1814 08	BUSHING FRONT FENDER	4
16	KA CE06 16	AH SCREW M6X16	4
17	LA D000 88	AH SCREW M5X20	4
18	LD B000 27	WASHER FOR WINDSHIELD	4
19	JG 1812 36	WELL NUT M5 L16	4
20	LB R000 02	SELF TAPPING SCREW K50X12 T20	2
21	KA CE06 50	AH SCREW M6X50	2
22	JG 1812 21	BRACKET REAR BELLIY PAN	
23	JW 1610 17	GROMMET BELLY PAN	2
24	LA E000 10	SPECIAL SCREW BELLY PAN	2
25	JG 1812 31	BRACKET R/S BELLY PAN	1
26	JG 1812 20	BRACKET L/S BELLY PAN	1
27	JG 1812 52	HH COLLAR SCREW M6X90	1
28	KA DM06 18	HH COLLAR SCREW M6X60 SW10	1
29	JG 1812 52	HH COLLAR SCREW M6X90	1
30	JG 1812 48	BRACKET CENTER BELLIY PAN	1
31	KA DM06 14	HH COLLAR SCREW M6X14 SW8	2
32	LB R000 03	CROSS PAN SCREW 4X12 PH	10
33	LD A000 07	WASHER 4,5X12X1MM	10
34	JG 1710 31	CLIP NUT M5	9
35	LB U000 07	CHEESE-HEAD SCREW M5X16	10
36	LA D000 43	SPECIAL SCREW M6X12 ,5 WS8	2
37	LA C000 05	AH SCREW M8X27	4
38	DJ 1612 29	CLIP NUT	1
39	KD BE06 13	WASHER	2
40	JG 1812 55	BOLT	4

DECAL

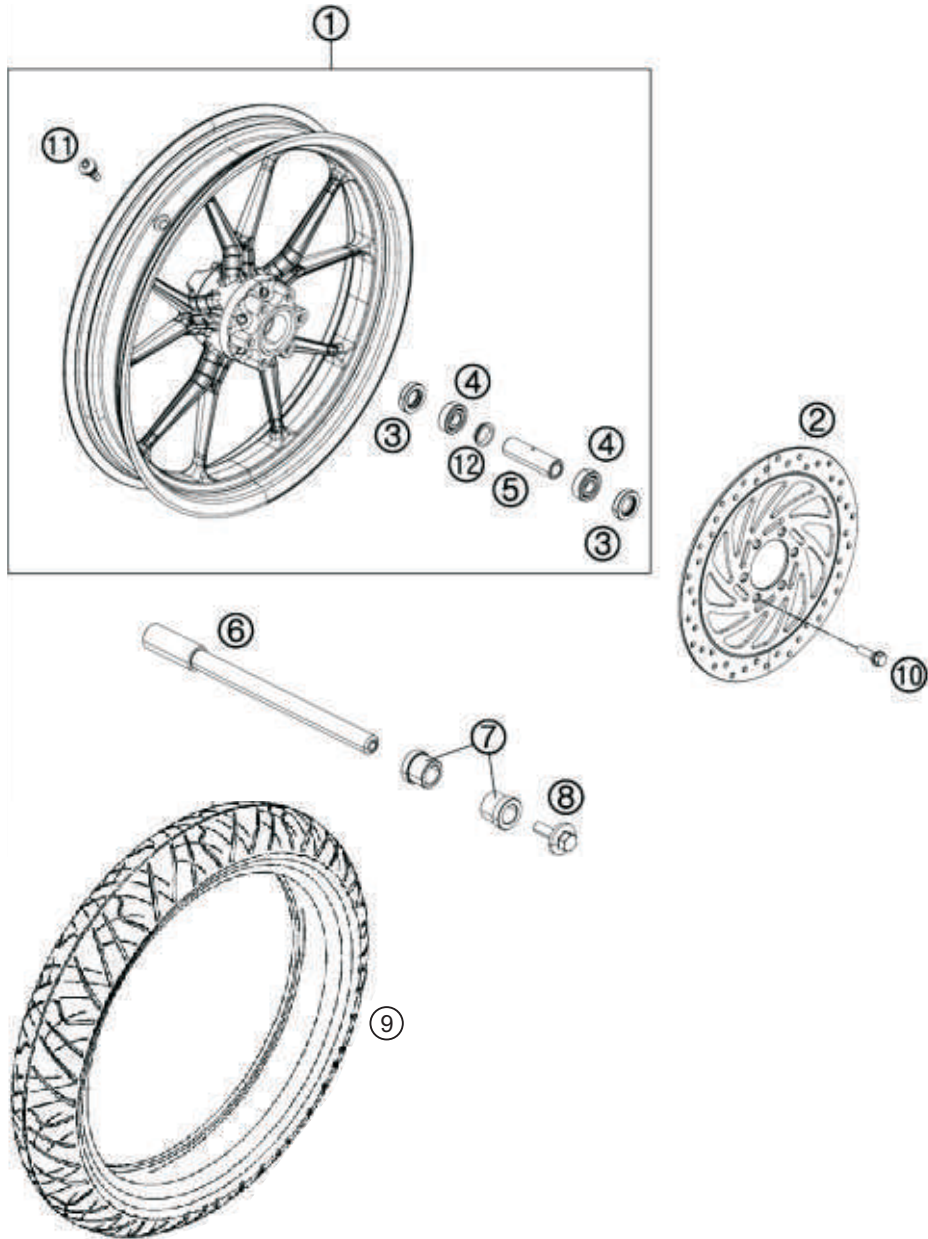
200 DUKE



No.	Part No.	Description	Qty
1	JU 2330 00	DECAL SET 200 DUKE	1
2	JG 2330 08	BELL PAN LH DECAL	1
3	JG 2330 09	BELL PAN RH DECAL	1
4	JG 2330 06	SEAT CARD LH	1
5	JG 2330 07	SEAT CARD RH	1
6	JU 2330 01	PT COVER LH+RH	1

FRONT WHEEL

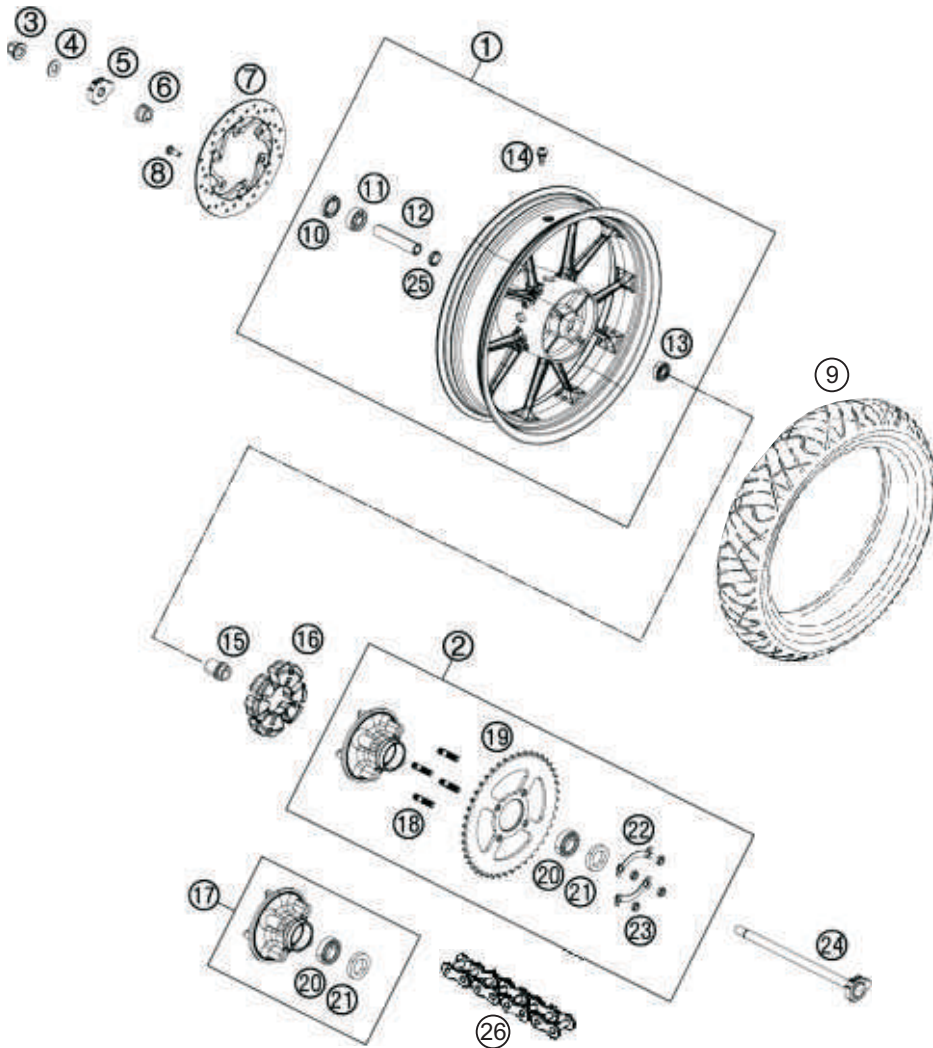
200 DUKE



No.	Part No.	Description	Qty
1	36 JG00 06	FRONT WHEEL CPL.	1
2	JG 1318 01	WAVE BRAKE DISC FRONT	1
3	DG 1510 05	SHAFT SEAL RING 22X35X8 (OIL SEAL)	2
4	39 2241 20	BALL BEARING 6202	2
5	JG 1310 02	BEARING SPACER TUBE FRONT	1
6	JG 1310 03	AXLE FRONT D=15MM	1
7	JG 1310 06	SPACER BUSHING FRONT WHEEL	2
8	JG 1310 07	AXLE SCREW M8	1
9	JU 1310 02	TYRE FRONT	1
10	JG 1318 02	SPECIAL SCREW M8X30 SELF LOCK.	6
11	DK 1510 26	VALVE CPL.	1
12	30 1510 98	SUPPORT	1

REAR WHEEL

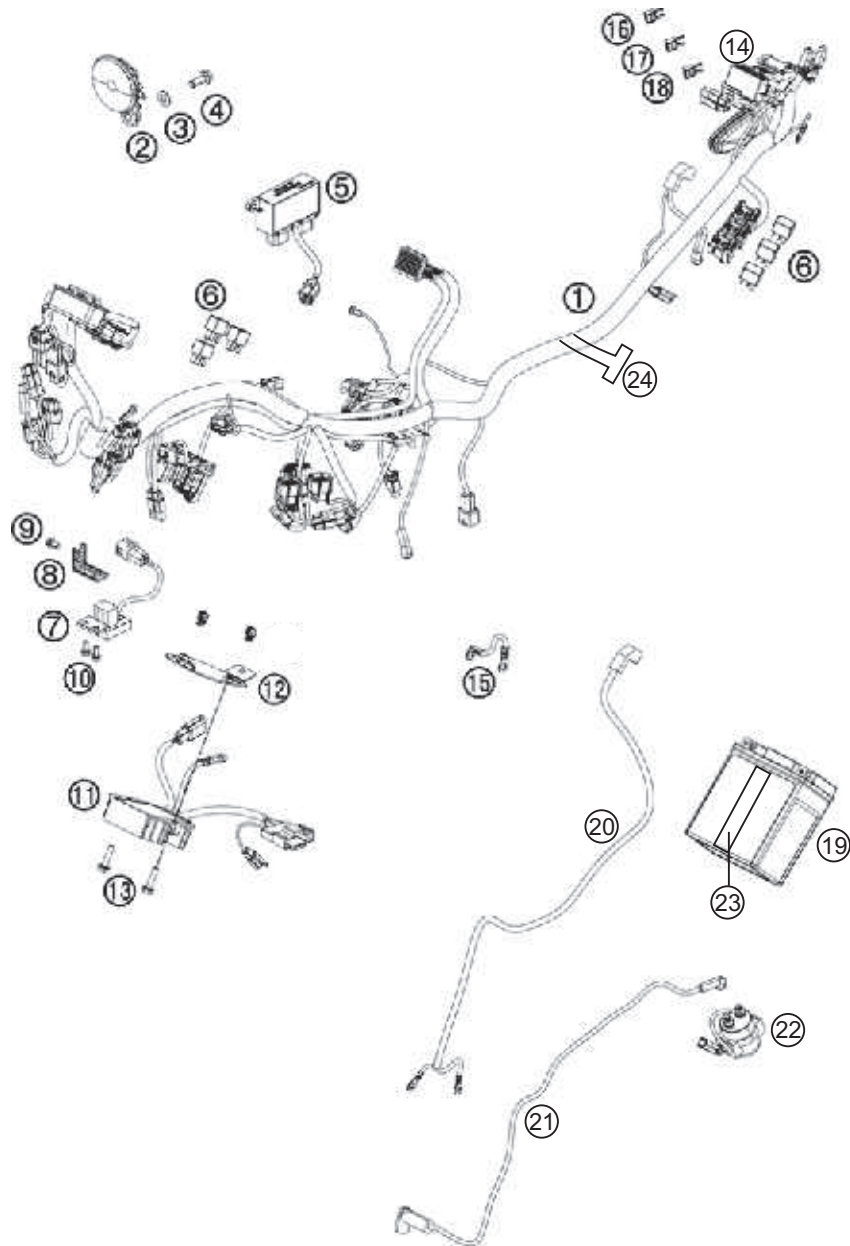
200 DUKE



No.	Part No.	Description	Qty
1	36 JG00 07	REAR WHEEL CPL. 4.00X17	1
2	JU 1312 03	DAMPING RUBBER CPL.	1
3	JG 1312 12	COLLAR NUT WHEEL SPINDLE REAR	1
4	LD A000 04	WASHER 15,2X30X2MM	1
5	JG 1220 07	CHAIN TENSIONER R/S (CHAIN ADJUSTER RH)	1
6	JG 1312 11	SPACER BUSHING REAR WHEEL R/S	1
7	JG 1318 09	WAVE BRAKE DISC REAR	1
8	JD 1318 11	SPECIAL SCREW M8X25 SELF LOCK.	6
9	JU 1312 02	TYRE REAR	1
10	30 1510 82	SHAFT SEAL RING 26X42X8 (OIL SEAL)	1
11	39 2242 20	BALL BEARING 6302	1
12	JG 1312 06	BEARING SPACER TUBE REAR	1
13	39 2241 20	BALL BEARING 6202	1
14	DK 1510 26	VALVE CPL.	1
15	JG 1312 18	SPACER BUSHING KRT INSIDE	1
16	JG 1312 19	DAMPING RUBBER	1
17	36 JU00 14	COUPLING ASSLY.	1
18	JG 1312 17	STUD M10	4
19	JU 1410 00	SPROCKET 43 T.	1
20	DK 1510 13	BALL BEARING 6005 RS	4
21	DK 1510 12	SHAFT SEAL RING 30X47X8 (OIL SEAL)	1
22	JG 1312 16	TWIST LOCK WASHER	2
23	LC B000 04	FLANGED NUT M10X1,25 H6 WS14	4
24	JG 1312 13	AXLE REAR CPL.	1
25	30 1510 98	SUPPORT	1
26	JG 1410 00	DRIVE CHAIN 112 LINK	1

WIRING HARNESS

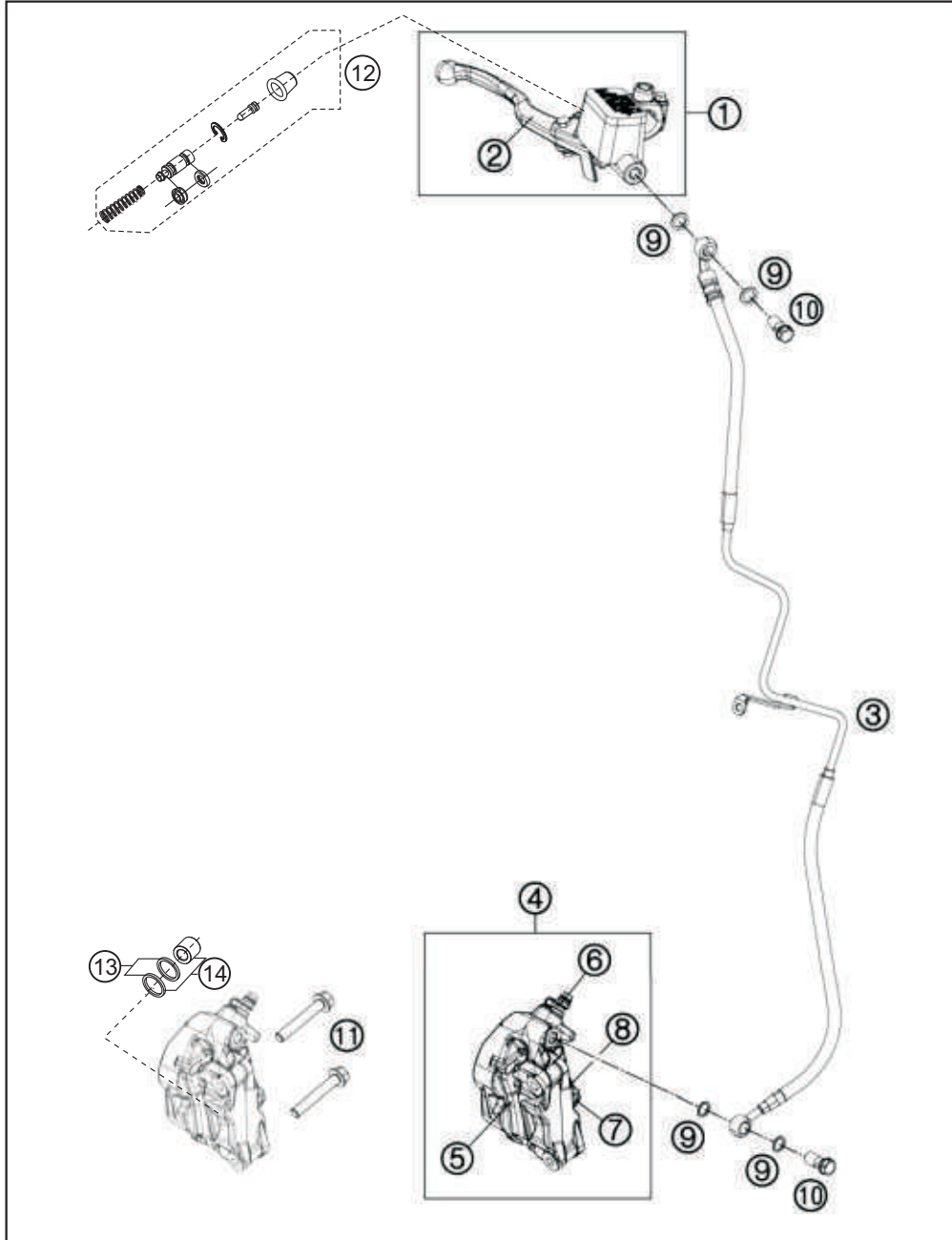
200 DUKE



No.	Part No.	Description	Qty
1	JU 4022 02	WIRING HARNESS	1
2	JG 4016 00	DC HORN	1
3	LD B000 21	WASHER 8,2X16X1,5	1
4	KA DM08 20	HH COLLAR SCREW M8X20 SW12	1
5	JG 4020 04	INTEGRAL UNIT	1
6	JL 4030 00	RELAY	5
	JL 4030 01	RELAY WITH DIODE	1
7	JG 4032 00	ROLL OVER SENSOR	1
8	JG 1138 11	BRACKET ROLL OVER SENSOR	1
9	KA EM06 10	HH COLLAR SCREW M6X10 SW8	1
10	LA E000 10	HH COLLAR SCREW M5X13 SW8	2
11	JG 4020 03	VOLTAGE REGULATOR	1
12	JG 1138 12	BRACKET VOLTAGE REGULATOR	1
13	KA DM06 25	HH COLLAR SCREW M6X25 SW10	2
14	JG 4022 02	FUSE BOX ASSLY.	1
15	JU 4022 03	GROUND CABLE	1
16	JG 4022 28	FUSE 10A	1
17	JG 4022 29	FUSE 15A	4
18	JG 4022 30	FUSE 30A	1
19	JG 4018 00	BATTERY	1
20	JG 4022 01	GROUND CABLE	1
21	JC 2010 27	STARTER CABLE	1
22	JN 3516 04	STARTER RELAY	1
23	JG 4018 01	BATTERY BAND	1
24	JD 4022 17	CABLE TIES FOR HARNESS 200MM	18
	PA 4022 04	CABLE TIES FOR HARNESS 100MM	5

BRAKE SYSTEM - FRONT

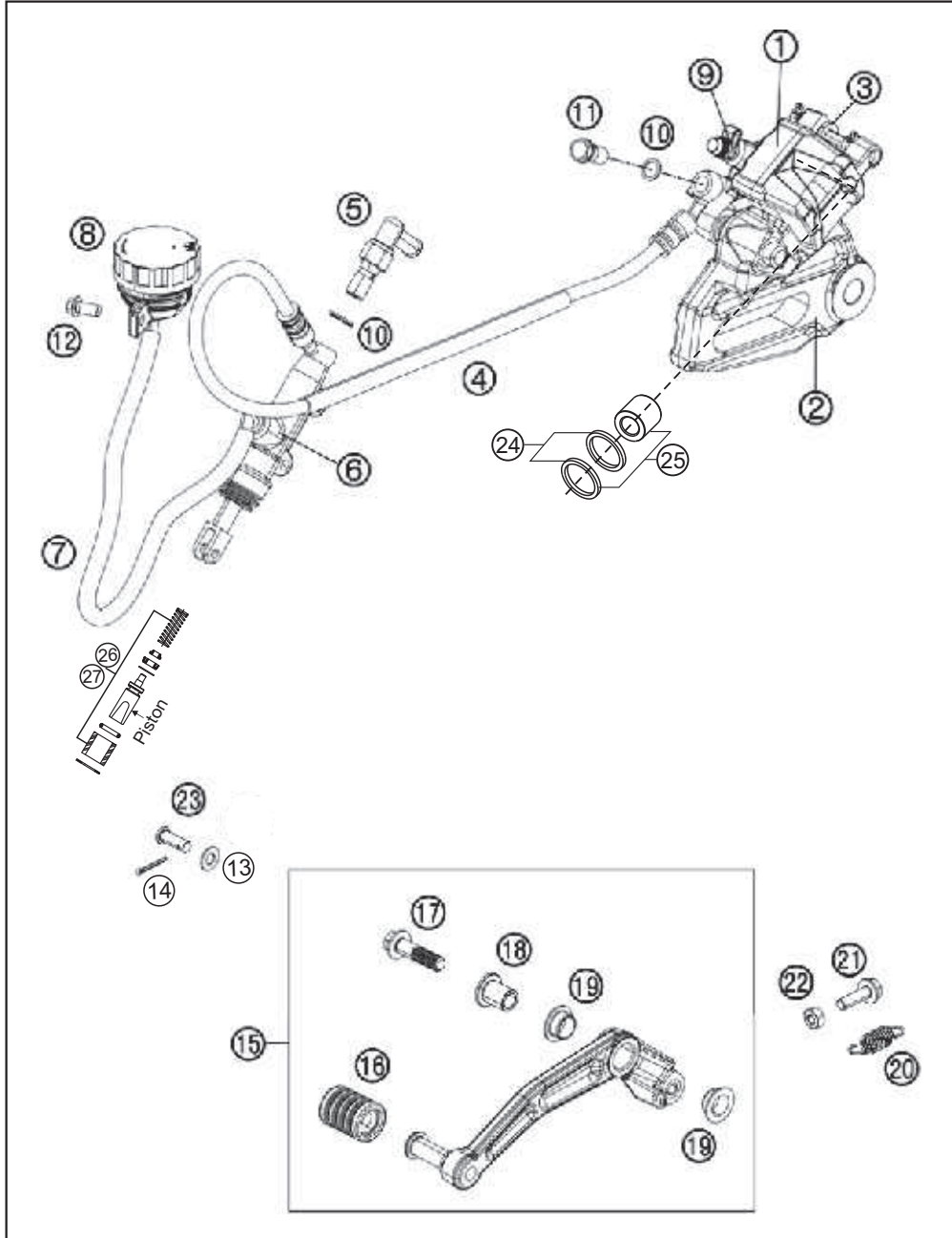
200 DUKE



No.	Part No.	Description	Qty
1	JG 1318 26	HAND BRAKE CYLINDER CPL.	1
2	DJ 1910 57	HAND BRAKE LEVER	1
3	JG 1318 05	BRAKE HOSE FRONT	1
4	JG 1318 04	BRAKE CALIPER RADIAL	1
5	JG 1318 10	BRAKE PADS FRONT	1
6	JG 1318 11	BLEEDER SCREW	1
7	59 0400 48	BOLT F. BRAKE PADS	1
8	JG 1318 13	SPRING CLIP	1
9	DE 1910 10	COPPER GASKET	4
10	DK 1510 69	BANJO SCREW	2
11	LA D000 37	HH COLLAR SCREW M8X 1X50 SW12SS	2
12	DE 1910 43	MAJOR KIT MASTER CYLINDER	1
13	36 DK00 65	MINOR KIT CALIPER ASSLY. - ALT. DE 1510 51	1
14	36 DK00 66	MAJOR KIT CALIPER ASSLY. - ALT. DE 1510 52	1

BRAKE SYSTEM - REAR

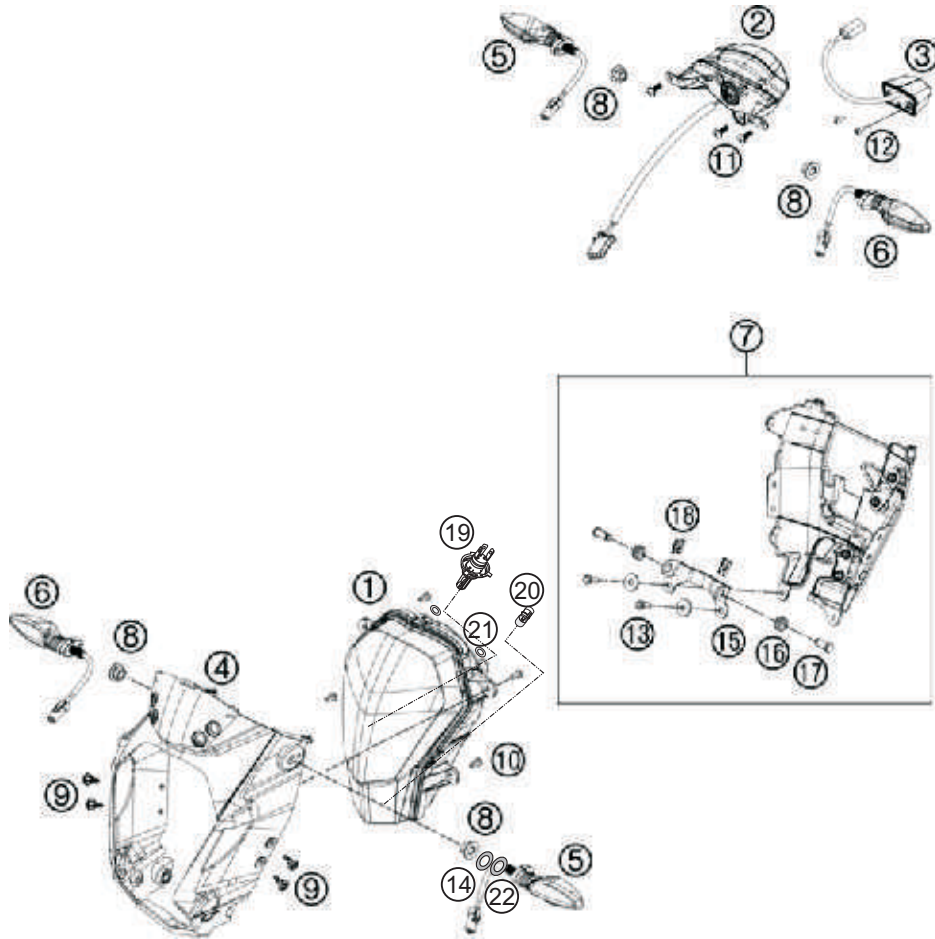
200 DUKE



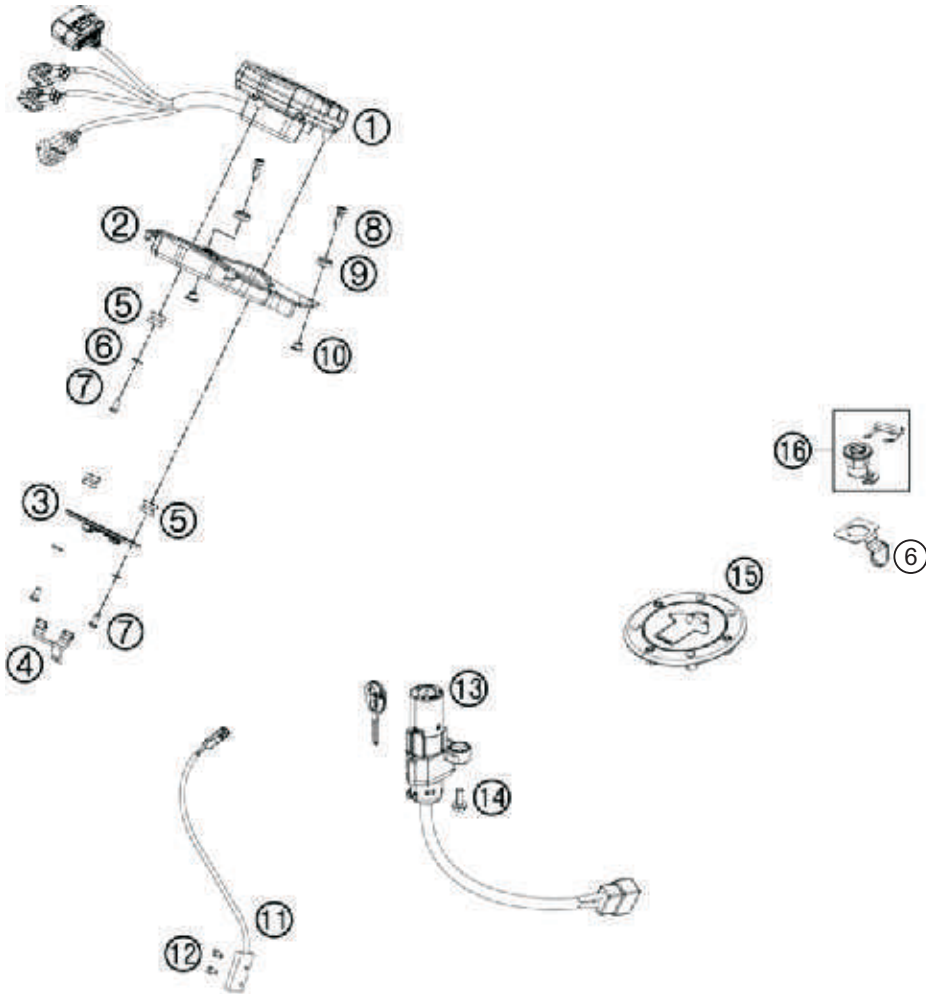
No.	Part No.	Description	Qty
1	JG 1318 15	BRAKE CALIPER REAR CPL.	1
2	JG 1318 19	BRAKE CALIPER SUPPORT REAR	1
3	DK 1510 85	REAR BRAKE PADS	1
4	JG 1318 07	BRAKE HOSE REAR	1
5	JG 4014 00	BRAKE LIGHT SWITCH REAR	1
6	JG 1318 08	REAR BRAKE CYLINDER CPL.	1
7	JG 1318 22	HOSE F. RESERVOIR	1
8	JG 1318 21	BRAKE FLUID RESERVOIR CPL.	1
9	DE 1510 46	BLEEDER SCREW	1
10	DE 1910 10	COPPER GASKET	4
11	DK 1510 69	BANJO SCREW	1
12	LA D000 82	HH COLLAR SCREW M6X12 SW8	1
13	KD BE06 13	PLAIN WASHER 6,5X13X1	1
14	KH AD20 15	PIN 2X15MM	1
15	JG 1610 04	FOOT BRAKE LEVER CPL	1
16	JG 1130 10	RUBBER FOR BRAKE PEDAL	1
17	LA D000 42	HH COLLAR SCREW M8X30 SS SW10	1
18	JG 1130 11	SPACER SLEEVE	1
19	JG 1130 31	IGUS BUSH BEARING	2
20	JG 1610 01	SPRING FOOT BRAKE LEVER	1
21	KA DM06 20	HH COLLAR SCREW M6X20 SW10	1
22	KC AJ06 05	HEXAGON NUT M6	1
23	LH A000 01	PIN	1
24	36 DK00 67	MINOR KIT CALIPER ASSLY. (W/O PISTON)	1
	DK 1510 70	MINOR KIT WITHOUT GREASE	1
25	36 DK00 68	MAJOR KIT CALIPER ASSLY. (WITH PISTON)	1
	DK 1510 71	MAJOR KIT WITHOUT GREASE	1
26	36 DK00 69	MAJOR KIT MASTER CYLINDER (WITH PISTON)	1
	DK 1510 73	MAJOR KIT WITHOUT GREASE	1
27	36 DK00 70	MINOR KIT MASTER CYLINDER (W/O PISTON)	1
	DK 1510 74	MINOR KIT WITHOUT GREASE	1

LIGHTING SYSTEM

200 DUKE



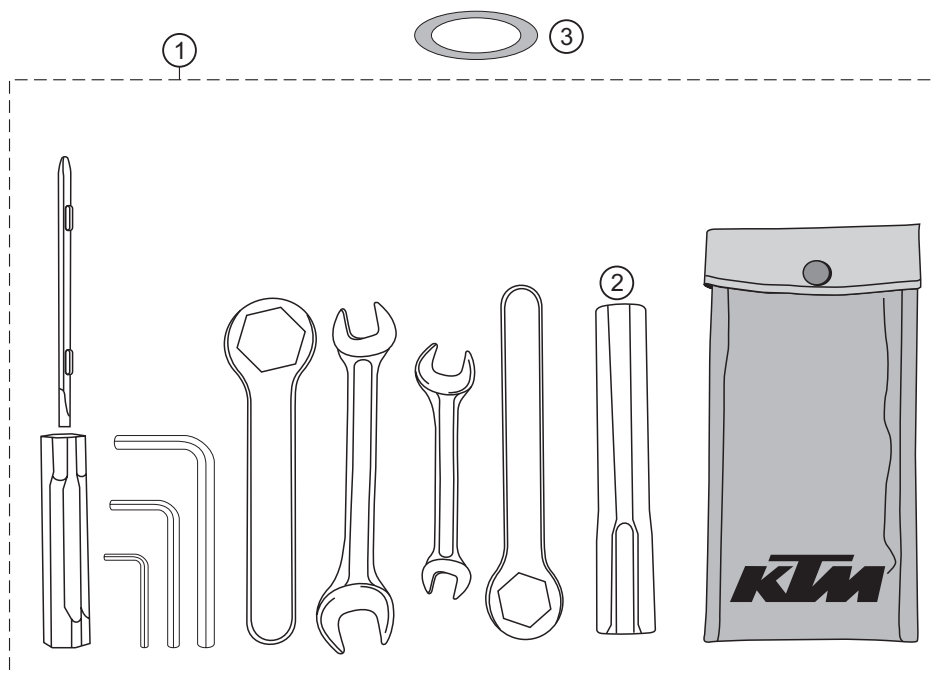
No.	Part No.	Description	Qty
1	JG 4010 00	HEAD LIGHT	1
2	JG 4010 01	REAR LIGHT LED	1
3	JG 4010 06	LICENSE PLATE ILLUMINATION	1
4	JG 1812 26	MASK CARRIER	1
5	JG 4010 03	FLASHER CPL. RE. R/S FR. L/S	2
6	JG 4010 02	FLASHER CPL. RE. L/S FR. R/S	2
7	JU 1812 03	HEAD LIGHT COVER REAR CPL.	1
8	LC A000 05	FLANGED NUT	4
9	JG 1812 59	RIVET SNAP	4
10	LB R000 02	SELF TAPPING SCREW K50X12 T20	4
11	LB U000 09	CHEESE-HEAD SCREW M5X15	3
12	LB R000 03	CROSS PAN SCREW 4X12 PH	2
13	KA EM06 16	HH COLLAR SCREW M6X16 SW10	2
14	LD A000 12	PLAIN WASHER FOR INDICATOR	4
15	JG 1812 49	HINGE BKT HEAD L. - COVER	1
16	JG 1812 42	GROMMET MASK CARR. PIVOT BKT	2
17	LA D000 46	SAFETY BOLT 8X1,5	2
18	JG 1812 43	SEC. CLIP MASK CARR. PIVOT BKT	2
19	DG 2010 71	HEAD LIGHT BULB	1
20	DJ 2010 72	PILOT BULB	1
21	LD F000 02	TOOTHED WASHER	4
22	JG 4010 27	HEAD LIGHT DUST CAP	4



No.	Part No.	Description	Qty
1	JG 4024 01	SPEEDOMETER	1
2	JG 1812 27	SPEEDOMETER SUPPORT	1
3	JG 1812 57	BRACKET F. SPEEDOM.CONN.	1
4	JG 1812 58	RUB. STRAP F. BKT SPEEDOM.CONN	1
5	JG 1812 38	GROMMET DASHBOARD	3
6	JG 2326 03	BRACKET SEAT LOCK	1
7	LB R000 02	SELF TAPPING SCREW K50X12 T20	3
8	LA C000 10	AH SCREW M6X15 10.9	2
9	JG 1812 40	SPECIAL WASHER	2
10	JG 1812 39	COLLAR BUSHING	2
11	JG 4024 00	SPEEDOMETER SENSOR	1
12	LB B000 05	PAN CROSS SCREW M4	2
13	JG 4014 01	IGNITION LOCK	1
14	LA D000 77	HH COLLAR SCREW M6X16 SW10	2
15	JG 1710 02	TANK CAP	1
16	JG 2326 02	SEAT LOCK	1

TOOL KIT

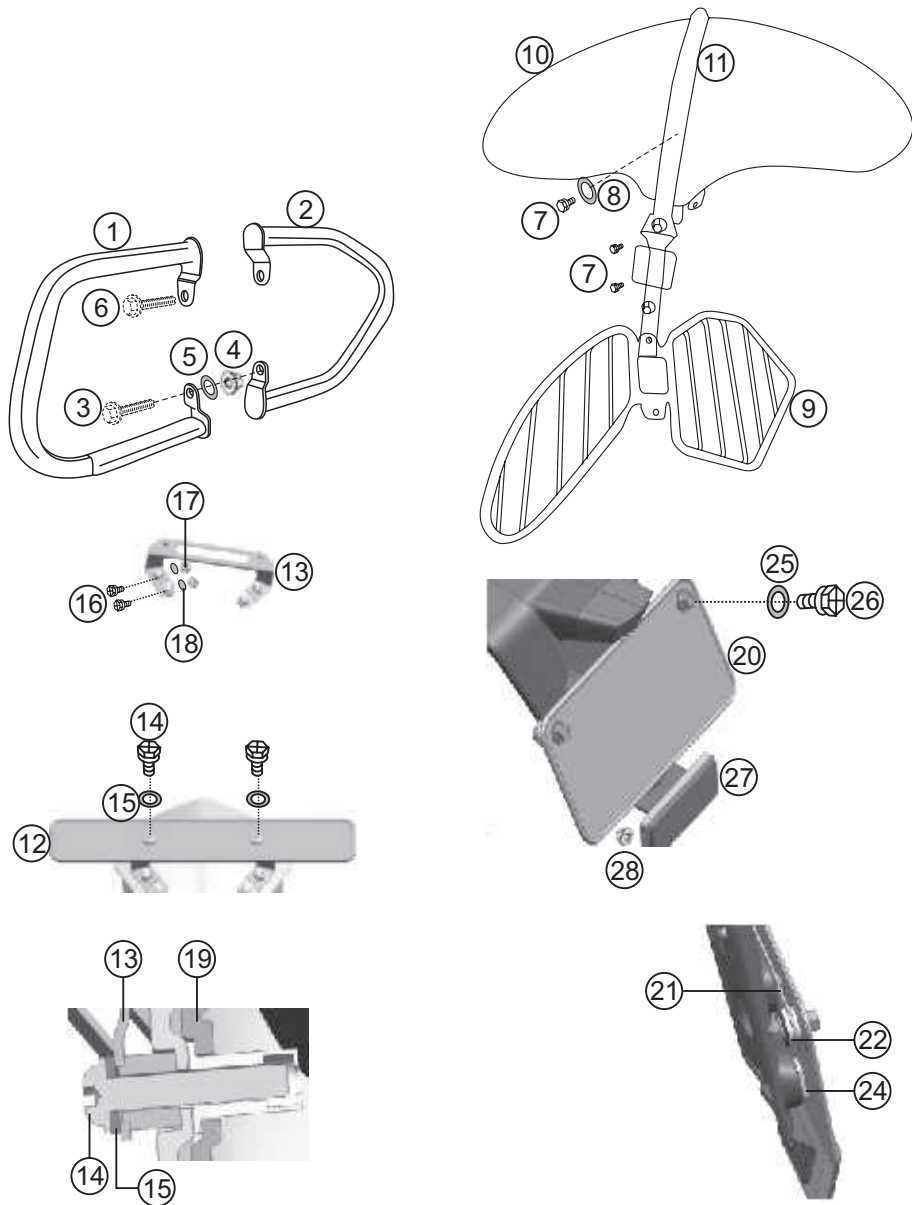
200 DUKE



No.	Part No.	Description	Qty
1	JG 2310 01	TOOL KIT	1
2	JG 2310 03	SPARK PLUG SPANNER	1
3	DK 2210 24	BAND TOOL KIT	1

LEG GUARD, SAREE GUARD

200 DUKE



No.	Part No.	Description	Qty
1	JU 2312 00	LEG GUARD LH	1
2	JU 2312 01	LEG GUARD RH	1
3	LA C000 29	BOLT LEG GUARD LOWER MOUNTING	2
	LA C000 27	BOLT LEG GUARD UPPER MOUNTING	2
4	JU 2312 05	NUT LEG GUARD	2
5	LD C000 01	WASHER LEG GUARD	2
6	JU 2312 03	SPECIAL BOLT FOR RH LEG GUARD	1
7	LD B000 84	BOLT FLANGED	5
8	KD BE06 13	PLAIN WASHER	5
9	JU 2312 04	SAREE GUARD	1
10	JU 1814 05	COVER MUD REAR	1
11	JU 1810 00	TUBE REAR HUGGER MOUNTING	1
12	JU 2328 00	NUMBER PLATE FRONT	1
13	JU 2328 05	BRACKET FRONT NUMBER PLATE	1
14	LB U000 09	SCREW MUSHROOM HEAD	2
15	39 2141 24	WASHER NON METALLIC	2
16	LA C000 40	SCREW FRONT NUMBER PLATE BRACKET	4
17	JG 1812 36	WELL NUT	4
18	LD B000 27	WASHER PLAIN	4
19	JG 1812 26	CARRIER	1
20	JU 1814 09	NUMBER PLATE REAR	1
21	JU 1814 10	BRACKET NUMBER PLATE REAR	1
22	JU 1814 08	GROMMET NUMBER PLATE REAR	2
23	JU 1814 11	SLEEVE NUMBER PLATE REAR	2
24	JU 1814 12	DUAL LOCK TAPE	2
25	LD B000 31	PLAIN WASHER	2
26	KA DM06 20	BOLT M6	2
27	DD 2010 02	REFLECTOR REFLEX	1
28	LC A000 08	NUT	1

PART INDEX

200 DUKE

Part Number	Figure No.	Page No.	Part Number	Figure No.	Page No.	Part Number	Figure No.	Page No.	Part Number	Figure No.	Page No.
30 1011 95	6	16	39 0999 06	9	15	39 2562 20	9	1	DH 1012 35	2	8
30 1410 31	26	21	39 0999 06	7	16	39 2562 20	20	1	DH 1013 36	3	8
30 1510 82	10	32	39 1021 21	11	12	39 2601 20	10	1	DH 1013 81	27	1
30 1510 98	12	31	39 1041 19	6	2	39 2602 20	8	1	DH 1013 83	12	1
30 1510 98	25	32	39 1043 19	21	1	39 2602 20	17	8	DH 1013 83	16	2
31 1011 73	13	5	39 1046 19	14	2	39 2606 07	21	9	DH 1013 89	19	9
36 DK00 65	13	34	39 1065 04	10	14	39 2606 07	5	10	DH 1013 92	12	13
36 DK00 66	14	34	39 1075 04	8	14	39 2669 21	14	13	DH 1013 96	7	5
36 DK00 67	24	35	39 1537 21	9	2	39 2699 20	16	14	DH 1013 96	19	16
36 DK00 68	25	35	39 1665 11	6	10	59 0400 05	8	19	DH 1016 48	12	5
36 DK00 69	26	35	39 1672 04	32	1	59 0400 48	7	34	DJ 1910 57	2	34
36 DK00 70	27	35	39 1773 04	29	1	59 2000 06	17	1	DJ 2010 72	20	36
36 JG00 01	1	1	39 1931 20	13	1	59 2000 06	20	8	DK 1012 25	17	14
36 JG00 04	2	15	39 1931 20	2	5	59 2000 28	3	1	DK 1012 84	17	16
36 JG00 05	1	27	39 1949 04	8	13	59 2000 28	6	7	DK 1013 40	18	14
36 JG00 06	1	31	39 1990 20	7	2	59 2100 23	13	15	DK 1013 52	21	8
36 JG00 07	1	32	39 2005 11	29	9	BF 5510 37	11	7	DK 1014 36	2	7
36 JG00 08	5	29	39 2017 19	4	12	BF 5510 37	6	8	DK 1014 45	3	17
36 JG00 10	4	19	39 2132 17	22	5	BF 6214 02	6	17	DK 1014 50	3	17
36 JG00 11	5	19	39 2141 24	23	27	CS 1011 28	13	13	DK 1014 51	3	17
36 JU00 01	23	5	39 2141 24	15	39	DD 2010 02	27	39	DK 1014 52	3	17
36 JU00 02	15	6	39 2158 11	7	7	DE 1510 46	9	35	DK 1410 05	3	28
36 JU00 03	1	19	39 2159 11	16	8	DE 1910 10	9	34	DK 1510 12	21	32
36 JU00 04	16	5	39 2165 11	6	5	DE 1910 10	10	35	DK 1510 13	20	32
36 JU00 14	17	32	39 2165 11	18	16	DE 1910 43	12	34	DK 1510 26	11	31
36 PB00 04	26	19	39 2181 06	23	1	DG 1010 29	7	12	DK 1510 26	14	32
37 JU00 05	16	5	39 2181 06	3	4	DG 1014 18	11	2	DK 1510 69	10	34
38 JU00 06	16	5	39 2200 11	11	5	DG 1014 56	18	1	DK 1510 69	11	35
39 0746 01	5	1	39 2241 20	4	31	DG 1014 56	23	8	DK 1510 70	24	35
39 0746 01	4	7	39 2241 20	13	32	DG 1510 05	3	31	DK 1510 71	25	35
39 0999 06	17	2	39 2242 20	11	32	DG 2010 71	19	36	DK 1510 73	26	35
39 0999 06	9	14	39 2557 17	4	15	DH 1010 48	5	3	DK 1510 74	27	35



PART INDEX

200 DUKE

Part Number	Figure No.	Page No.	Part Number	Figure No.	Page No.	Part Number	Figure No.	Page No.	Part Number	Figure No.	Page No.
DK 1510 85	3	35	JG 1130 11	14	9	JG 1138 12	12	33	JG 1312 19	16	32
DK 1810 75	7	19	JG 1130 11	18	35	JG 1138 14	33	21	JG 1318 01	2	31
DK 1810 76	6	19	JG 1130 20	7	21	JG 1138 15	34	21	JG 1318 02	10	31
DK 2210 24	3	38	JG 1130 24	2	21	JG 1210 04	25	19	JG 1318 04	4	34
DP 1011 09	7	6	JG 1130 29	6	21	JG 1210 13	21	19	JG 1318 05	3	34
DP 1011 14	8	6	JG 1130 31	11	9	JG 1210 13	22	19	JG 1318 07	4	35
DP 1011 91	6	9	JG 1130 31	19	35	JG 1220 00	1	24	JG 1318 08	6	35
DP 1012 43	9	6	JG 1130 34	29	21	JG 1220 04	18	24	JG 1318 09	7	32
DS 1011 54	4	3	JG 1130 35	30	21	JG 1220 05	2	24	JG 1318 10	5	34
DS 1012 15	10	2	JG 1130 39	5	21	JG 1220 07	5	32	JG 1318 11	6	34
DS 1211 26	8	26	JG 1130 40	4	21	JG 1220 09	16	24	JG 1318 13	8	34
DS 1610 82	23	11	JG 1130 41	9	21	JG 1220 10	17	24	JG 1318 15	1	35
DS 1610 82	31	11	JG 1130 42	8	21	JG 1220 11	15	24	JG 1318 19	2	35
DS 1611 56	7	18	JG 1130 43	16	21	JG 1220 12	13	24	JG 1318 21	8	35
DS 1910 52	10	20	JG 1130 43	24	21	JG 1220 15	14	21	JG 1318 22	7	35
DS 2110 04	31	27	JG 1130 52	32	21	JG 1220 16	5	24	JG 1318 26	1	34
DV 1010 48	25	8	JG 1132 03	1	22	JG 1220 26	14	24	JG 1410 00	26	32
EC 5610 23	24	9	JG 1132 04	2	22	JG 1220 32	11	24	JG 1510 02	3	19
FD 2110 06	34	27	JG 1132 07	3	22	JG 1220 33	36	21	JG 1510 12	15	19
JA 5410 48	12	15	JG 1132 10	9	22	JG 1220 33	12	24	JG 1510 13	14	19
JC 2010 27	8	17	JG 1134 00	11	21	JG 1220 34	20	24	JG 1510 14	12	19
JC 2010 27	21	33	JG 1134 01	10	21	JG 1310 02	5	31	JG 1510 18	1	20
JD 1318 11	8	32	JG 1134 03	19	21	JG 1310 03	6	31	JG 1510 20	11	19
JD 4022 17	24	33	JG 1138 00	12	21	JG 1310 06	7	31	JG 1510 21	16	19
JF 5310 07	14	5	JG 1138 02	15	21	JG 1310 07	8	31	JG 1510 23	2	20
JF 5310 14	15	5	JG 1138 04	30	11	JG 1312 06	12	32	JG 1510 27	3	20
JG 1111 15	1	21	JG 1138 05	29	11	JG 1312 11	6	32	JG 1610 01	20	35
JG 1130 01	3	21	JG 1138 06	5	11	JG 1312 12	3	32	JG 1610 04	15	35
JG 1130 07	25	21	JG 1138 08	12	27	JG 1312 13	24	32	JG 1610 07	11	20
JG 1130 08	10	9	JG 1138 09	11	27	JG 1312 16	22	32	JG 1612 00	8	20
JG 1130 10	12	9	JG 1138 10	13	20	JG 1312 17	18	32	JG 1612 01	9	20
JG 1130 10	16	35	JG 1138 11	8	33	JG 1312 18	15	32	JG 1710 02	15	37



PART INDEX

200 DUKE

Part Number	Figure No.	Page No.	Part Number	Figure No.	Page No.	Part Number	Figure No.	Page No.	Part Number	Figure No.	Page No.
JG 1710 11	3	27	JG 1812 27	2	37	JG 2314 04	12	29	JG 4014 11	4	22
JG 1710 18	10	28	JG 1812 30	2	29	JG 2314 05	13	29	JG 4016 00	2	33
JG 1710 20	19	27	JG 1812 31	25	29	JG 2316 00	7	20	JG 4018 00	19	33
JG 1710 22	20	27	JG 1812 32	21	24	JG 2316 01	6	20	JG 4018 01	23	33
JG 1710 23	21	27	JG 1812 33	22	24	JG 2326 01	10	27	JG 4018 08	13	21
JG 1710 24	17	27	JG 1812 34	6	29	JG 2326 02	16	37	JG 4020 03	11	33
JG 1710 25	36	27	JG 1812 36	19	29	JG 2326 03	6	37	JG 4020 04	5	33
JG 1710 26	11	18	JG 1812 36	17	39	JG 2330 06	4	30	JG 4022 01	20	33
JG 1710 27	13	27	JG 1812 38	5	37	JG 2330 07	5	30	JG 4022 02	14	33
JG 1710 29	6	11	JG 1812 39	10	37	JG 2330 08	2	30	JG 4022 28	16	33
JG 1710 29	6	28	JG 1812 40	9	37	JG 2330 09	3	30	JG 4022 29	17	33
JG 1710 30	37	27	JG 1812 42	16	36	JG 3510 02	30	1	JG 4022 30	18	33
JG 1710 31	22	27	JG 1812 43	18	36	JG 3510 05	3	16	JG 4024 00	11	37
JG 1710 31	34	29	JG 1812 48	30	29	JG 3510 21	4	16	JG 4024 01	1	37
JG 1710 33	25	27	JG 1812 49	15	36	JG 3512 02	12	16	JG 4032 00	7	33
JG 1710 34	27	27	JG 1812 50	9	11	JG 3512 04	10	16	JG 5010 08	7	14
JG 1710 35	26	27	JG 1812 51	21	29	JG 3512 08	11	16	JG 5090 03	5	15
JG 1710 36	28	27	JG 1812 52	27	29	JG 3512 09	13	16	JG 5110 10	5	25
JG 1710 37	38	27	JG 1812 57	3	37	JG 3514 00	15	14	JG 5110 16	12	12
JG 1718 00	1	28	JG 1812 58	4	37	JG 3514 02	10	18	JG 5110 21	20	14
JG 1718 02	2	28	JG 1812 59	9	36	JG 3516 00	1	17	JG 5110 22	19	14
JG 1718 03	4	28	JG 1814 03	14	29	JG 4010 00	1	36	JG 5110 29	3	14
JG 1718 03	5	28	JG 1814 06	3	24	JG 4010 01	2	36	JG 5110 30	2	14
JG 1718 09	9	28	JG 1814 08	15	29	JG 4010 02	6	36	JG 5110 42	3	12
JG 1812 05	9	29	JG 1910 00	8	27	JG 4010 03	5	36	JG 5110 46	13	14
JG 1812 06	10	29	JG 1910 03	9	27	JG 4010 06	3	36	JG 5112 11	15	13
JG 1812 07	11	29	JG 1910 06	29	27	JG 4010 27	22	36	JG 5112 43	10	12
JG 1812 10	4	24	JG 1910 08	33	27	JG 4014 00	5	35	JG 5112 46	4	13
JG 1812 20	26	29	JG 1910 09	32	27	JG 4014 01	13	37	JG 5112 47	10	13
JG 1812 21	22	29	JG 2210 28	8	24	JG 4014 02	8	22	JG 5112 50	7	13
JG 1812 26	4	36	JG 2310 01	1	38	JG 4014 06	5	20	JG 5112 53	5	14
JG 1812 26	19	39	JG 2310 03	2	38	JG 4014 10	12	20	JG 5112 55	5	12



PART INDEX

200 DUKE

Part Number	Figure No.	Page No.	Part Number	Figure No.	Page No.	Part Number	Figure No.	Page No.	Part Number	Figure No.	Page No.
JG 5112 59	6	12	JG 5410 48	9	13	JG 5512 14	12	7	JG 5612 16	5	9
JG 5112 61	6	13	JG 5410 49	35	1	JG 5512 15	12	8	JG 5612 17	3	9
JG 5112 62	5	13	JG 5410 52	6	15	JG 5512 16	9	5	JG 5612 18	4	9
JG 5112 68	8	12	JG 5410 53	7	15	JG 5512 20	14	7	JG 5612 22	20	9
JG 5112 69	3	13	JG 5410 58	24	1	JG 5512 20	8	8	JG 5612 25	31	9
JG 5210 08	2	4	JG 5410 59	11	1	JG 5512 22	7	8	JG 5612 26	30	9
JG 5310 27	10	5	JG 5410 61	2	1	JG 5512 23	9	8	JG 5710 14	17	15
JG 5310 31	8	5	JG 5410 63	28	1	JG 5512 24	13	8	JG 5710 15	15	15
JG 5310 39	4	5	JG 5410 68	11	14	JG 5512 25	15	8	JG 5710 16	16	15
JG 5310 40	5	5	JG 5412 07	14	16	JG 5512 27	15	7	JG 5710 18	3	15
JG 5310 41	3	5	JG 5412 20	1	2	JG 5512 28	4	8	JG 5710 20	1	15
JG 5312 07	3	3	JG 5412 21	2	2	JG 5514 23	14	6	JG 5710 24	10	15
JG 5312 11	7	3	JG 5412 22	1	16	JG 5514 27	3	7	JG 5810 04	5	26
JG 5312 11	9	10	JG 5412 23	9	16	JG 5514 28	3	6	JG 5810 14	26	11
JG 5312 12	6	3	JG 5412 24	2	16	JG 5514 43	12	6	JG 5810 15	2	26
JG 5312 12	10	10	JG 5412 30	8	2	JG 5514 47	4	6	JG 5810 33	3	26
JG 5312 15	8	3	JG 5412 31	15	2	JG 5514 48	5	6	JG 5810 36	6	26
JG 5312 15	8	10	JG 5412 32	5	16	JG 5514 49	2	6	JG 5810 46	4	26
JG 5312 20	2	3	JG 5510 00	14	8	JG 5514 51	13	6	JG 5810 55	11	26
JG 5410 11	38	1	JG 5510 10	22	8	JG 5514 55	6	6	JG 5810 56	9	26
JG 5410 15	15	1	JG 5510 13	9	7	JG 5610 08	25	9	JG 5810 58	12	26
JG 5410 15	13	7	JG 5510 13	5	8	JG 5610 09	28	9	JG 5810 60	7	26
JG 5410 20	22	1	JG 5510 15	3	2	JG 5610 10	22	9	JG 5810 61	10	26
JG 5410 21	16	1	JG 5510 17	4	2	JG 5610 11	23	9	JG 5814 07	8	18
JG 5410 21	6	14	JG 5510 19	18	8	JG 5610 12	18	9	JG 5814 16	4	18
JG 5410 41	40	1	JG 5510 20	10	7	JG 5610 13	16	9	JG 5814 19	6	18
JG 5410 43	31	1	JG 5510 20	11	8	JG 5610 16	17	9	JG 5814 24	5	18
JG 5410 44	26	1	JG 5510 21	10	8	JG 5612 00	1	9	JG 5910 38	6	25
JG 5410 45	4	1	JG 5510 22	16	7	JG 5612 04	26	9	JG 5910 39	7	25
JG 5410 45	5	7	JG 5510 25	1	8	JG 5612 05	27	9	JG 5910 53	9	25
JG 5410 46	14	1	JG 5510 27	1	7	JG 5612 15	2	9	JG 5910 54	16	25
JG 5410 47	11	13	JG 5512 13	8	7	JG 5612 15	32	9	JG 5910 55	8	25



PART INDEX

200 DUKE

Part Number	Figure No.	Page No.	Part Number	Figure No.	Page No.	Part Number	Figure No.	Page No.	Part Number	Figure No.	Page No.
JG 5910 56	12	25	JG 6214 13	2	17	JU 1814 08	22	39	JU 5410 01	39	1
JG 5910 64	3	25	JG 6214 17	5	17	JU 1814 09	20	39	JU 5514 01	13	2
JG 5910 68	13	25	JG 7101 4M	1	29	JU 1814 10	21	39	JU 5514 02	11	6
JG 5910 70	4	25	JG 7202 4W	7	27	JU 1814 11	23	39	JU 5514 05	1	6
JG 6010 07	6	1	JG 7202 5C	5	27	JU 1814 12	24	39	JU 5514 06	10	6
JG 6010 07	12	10	JG 7203 4W	6	27	JU 2312 00	1	39	JU 5614 00	7	9
JG 6010 11	1	10	JG 7301 5C	3	29	JU 2312 01	2	39	JU 5614 01	9	9
JG 6010 12	2	10	JG 7302 5C	4	29	JU 2312 03	37	1	JU 5810 01	1	26
JG 6010 13	3	10	JG 7401 5C	7	29	JU 2312 03	6	39	JU 5814 02	9	18
JG 6010 14	10	11	JG 7403 5C	8	29	JU 2312 04	9	39	JU 5814 04	1	18
JG 6010 16	18	11	JL 4030 00	6	33	JU 2312 05	4	39	JU 5910 18	1	25
JG 6010 18	14	11	JL 4030 01	6	33	JU 2328 00	12	39	JU 5910 19	2	25
JG 6010 19	15	11	JL 5212 00	17	5	JU 2328 05	13	39	JU 6012 00	36	11
JG 6012 00	33	11	JN 3516 04	22	33	JU 2330 00	1	30	JW 1610 17	23	29
JG 6012 07	1	11	JU 1132 00	5	22	JU 2330 01	6	30	JY 5514 02	20	16
JG 6012 08	4	11	JU 1210 00	1	23	JU 4014 00	4	20	KA CE06 16	16	29
JG 6012 09	17	11	JU 1210 02	19	19	JU 4022 00	1	33	KA DM06 10	27	11
JG 6012 10	19	11	JU 1210 03	18	19	JU 4022 03	15	33	KA DM06 10	37	11
JG 6012 11	2	11	JU 1210 06	23	19	JU 5110 10	1	14	KA DM06 14	31	29
JG 6012 13	7	11	JU 1210 07	24	19	JU 5110 13	4	14	KA DM06 20	35	27
JG 6012 15	8	11	JU 1210 11	20	19	JU 5112 04	9	12	KA DM06 20	21	35
JG 6012 18	16	11	JU 1310 02	9	31	JU 5112 05	2	12	KA DM06 20	26	39
JG 6012 20	11	11	JU 1312 02	9	32	JU 5112 06	1	12	KA DM06 22	8	9
JG 6012 21	35	11	JU 1312 03	2	32	JU 5112 08	1	13	KA DM06 25	18	27
JG 6012 22	13	11	JU 1410 00	19	32	JU 5112 10	2	13	KA DM06 25	13	33
JG 6012 23	12	11	JU 1710 00	30	27	JU 5210 05	1	4	KA DM06 40	15	27
JG 6012 29	32	11	JU 1710 02	2	27	JU 5212 06	18	5	KA DM06 60	28	29
JG 6012 30	3	11	JU 1810 00	11	39	JU 5212 07	19	5	KA DM06 60	29	29
JG 6014 00	34	11	JU 1812 00	22	11	JU 5212 08	20	5	KA DM08 20	4	33
JG 6110 04	2	18	JU 1812 01	21	11	JU 5212 10	21	5	KA DP05 16	14	15
JG 6110 06	3	18	JU 1812 03	7	36	JU 5310 27	1	5	KA DP06 08	13	26
JG 6214 12	4	17	JU 1814 05	10	39	JU 5312 04	1	3	KA DQ06 06	7	10

PART INDEX

200 DUKE

Part Number	Figure No.	Page No.	Part Number	Figure No.	Page No.	Part Number	Figure No.	Page No.	Part Number	Figure No.	Page No.
KA DQ06 14	14	25	LA C000 27	3	39	LB B000 05	12	37	LD B000 21	3	33
KA DQ06 20	4	10	LA C000 29	3	39	LB B000 06	36	1	LD B000 27	18	29
KA DQ06 20	16	13	LA C000 40	16	39	LB C000 02	14	18	LD B000 27	18	39
KA DQ06 25	7	17	LA D000 37	11	34	LB R000 02	20	29	LD B000 31	25	39
KA DQ06 25	15	25	LA D000 38	18	21	LB R000 02	10	36	LD B000 84	7	39
KA DQ06 30	12	2	LA D000 39	17	21	LB R000 02	7	37	LD C000 01	5	39
KA DQ06 30	16	16	LA D000 42	13	9	LB R000 03	32	29	LD F000 02	21	36
KA DQ06 40	34	1	LA D000 42	15	9	LB R000 03	12	36	LE B000 01	7	1
KA DQ06 45	15	16	LA D000 42	17	35	LB U000 07	35	29	LE B000 01	11	10
KA DQ08 35	10	25	LA D000 43	36	29	LB U000 09	24	27	LH A000 01	23	35
KA EM06 08	7	24	LA D000 44	7	22	LB U000 09	11	36	LH A000 02	28	21
KA EM06 10	35	21	LA D000 46	17	36	LB U000 09	14	39	LJ A000 04	11	15
KA EM06 10	9	33	LA D000 61	11	25	LC A000 05	8	36	PA 4022 04	24	33
KA EM06 16	13	36	LA D000 74	13	18	LC A000 08	28	39			
KB BF04 08	12	18	LA D000 75	21	21	LC B000 04	23	32			
KB BG06 12	25	1	LA D000 77	14	37	LC G000 03	4	23			
KC AJ06 05	22	35	LA D000 80	8	28	LC G000 03	10	24			
KD BE06 13	13	35	LA D000 81	33	1	LC G000 04	6	24			
KD BE06 13	8	39	LA D000 82	20	11	LC G000 06	14	14			
KD CF06 12	25	11	LA D000 82	12	35	LC H000 01	17	19			
KE BA37 15	19	1	LA D000 88	17	29	LC L000 02	24	11			
KE BA37 15	24	8	LA E000 10	6	22	LD A000 04	4	32			
KH AD20 15	14	35	LA E000 10	19	24	LD A000 07	33	29			
LA A000 07	9	24	LA E000 10	24	29	LD A000 08	12	14			
LA C000 04	13	19	LA E000 10	10	33	LD A000 12	14	36			
LA C000 05	37	29	LA E000 11	28	11	LD B000 11	3	23			
LA C000 06	2	23	LA E000 11	20	21	LD B000 13	16	27			
LA C000 10	8	37	LA E000 14	14	20	LD B000 16	7	28			
LA C000 11	14	27	LA E000 16	8	16	LD B000 18	23	21			
LA C000 13	2	19	LA E000 17	19	8	LD B000 19	27	21			
LA C000 13	9	19	LA E000 18	8	15	LD B000 19	31	21			
LA C000 23	22	21	LB B000 04	14	26	LD B000 20	5	2			

